


CAMEO



The Journal of the West Africa Study Circle



Register

your interest in receiving our
Summer Auction Catalogue.



Featuring a major St Helena Collection.



SG 87a



SG 3a



SG 5a



SG 9a



SG 330Aa



SG 40a



SG 11a



SG 113b



SG 34ba



SG 10b



SG 126a



SG 97c, fw

Murray Payne Ltd, PO BOX 1135, Axbridge, Somerset, BS26 2EW, United Kingdom
www.murraypayne.com info@murraypayne.com
Tel: + 44 (0) 1934 732511 Fax: + 44 (0) 1934 733498



West Africa Study Circle

President: Barbara Priddy

Joint CAMEO Editors

Barry Burns
20 Tanton Rd., Stokesley
MIDDLESBROUGH TS9 5HP
☎ 01642 710636
barry.burns1@virgin.net

Robert May
Longdown Farm Cottage, Cadsden
PRINCES RISBOROUGH
HP27 0NB, UK
☎ 01844 344336
robert.may@cantab.net

Hon. Secretary

Philip Quirk
157 Balden Rd., Harborne,
BIRMINGHAM, B32 2EL, UK
☎ 0121 428 4656
philip.quirk@btopenworld.com

Hon. Treasurer

Ian Anderson, 57 Manse Rd.,
EDINBURGH EH12 7SR
☎ 0131 334 7866
ghanastampman@aol.com

Hon. Membership Secretary

Peter Duggan, 75 Alexandra Rd.,
READING RG1 5PS
☎ 0118 966 3220
togostamps@gmail.com

Hon. Auctioneer

John Smith, 52 Eastway
GREASBY, Wirral CH49 2NT
☎ 01516 786201
stamps.johnsmith@btinternet.com

Hon. Advertising Manager

Peter Rolfe, 14 Aughton Road,
Birkdale, SOUTHPORT, PR8 2AF
☎ 01704 563575
peter.rolfe@btinternet.com

Hon. Librarian

Oliver Andrew, 52 Valley Drive
BRIGHTON, W. Sussex
BN1 5FA
☎ 01273 564908

North American Representative

Dr. Martin Bratzel, 1233 Virginia Ave,
Windsor, Ontario, N8S 2Z1, Canada
marty_bratzel@yahoo.ca
☎ (0015) 199 481968

Webmaster

Ray Harris
harris6@which.net

Web Site: <http://www.wasc.org.uk>

Contents

Editorial	62
Letters to the Editor:	63
Heap, Smillie, Fricks, Kennedy, Harris, Gledhill, Redhead, Duggan	
Obituary - Colin Wenborn, Don Hills	66
Sources	66
<i>Gold Coast Mail Service Timetables 1950</i> by Duggan	66
<i>Gold Coast Postmarks 1875-1957</i> by Anderson	67
Articles of Interest Published in Other Journals	68
Cameroun - The Double Ovpt. on 35c 'CE' of 1915	Michel Collet 69
Cameroun 1914: French Cachet Forgery	Dudley Cobb 73
Used on Both Sides in Sud-Kamerun	Dudley Cobb 74
British WA Locally-produced Air Letters 1944-45	Peter Richards 76
So Life Be	Bob Maddocks 82
Closure of Apapa Aerodrome in June/July 1937	Peter Wingent 83
Cameroun Harrison Airmail Stamps	Rob May 87
Rate Marks on St Helena Mail	Bernard Mabbett 88
Recent St Helena Mail with Incorrect Year in Cancel	Anthony Bishop 89
Post Mortem Report on Napoleon Bonaparte	David Kindly 90
Sierra Leone Instructional Mark - New Discovery?	Keith Hanman 92
Nigeria's First Stamps and Postal Stationery 1914	Simon Heap 93
Ibadan's General Post Office 1922	Simon Heap 96
Philatelic Research - A Basic Guide	David Beech 98
Ascension 1975 Space Satellite Issue	Barry Burns 102
Kamerun-Congo Border Delimitation Vignettes	Bob Maddocks 105
The West Africa Currency Board - Some Notes	Bob Maddocks 106
Cameroon v St Helena Cricket!	Bob Maddocks 108
Sierra Leone Edward VII 5s Forgery	Frank Walton 110
Manuscript Cancellations of Akwapim Mampong	Barry Burns 111
Ghana Flag Colour shift	Philip Quirk 111
Cameroon: 1f75 Forgeries	Dudley Cobb 112
Interesting 1937 Cover from Lagos to AEF	John Yeomans 112
Sierra Leone - Missing Colours?	Peter Rolfe 113
Army Correspondence Card for WWI from GC	John Mayne 114
Niger Coast Postage Stamp Dispatch Form	Michael Riggs 116
Sir Gilbert Thomas Gilbert-Carter (1848-1927)	Bob Maddocks 117
QEII Aerogrammes of Sierra Leone	Peter Rolfe 118

Front Cover: West African Currency Board

Front and reverse of twenty shilling note of 20 February 1957
Reverse illustrates harvesting cacao
(illustrated at approx. 100% and 80% respectively)

See page 106

Editorial

I was hoping to have this issue in your hands before the Salisbury meeting, but unfortunately several factors, mainly of my own doing, have made this not possible. However, I hope those attending this very social gathering enjoyed themselves in sunny (?) Wiltshire.

Following Rob's update to a non-serifed font in January I have heard just two comments on the change - both, unfortunately, not in favour. I am keeping the change for the rest of this volume at least, but would welcome further views. Both responders referred to their belief that the text is more difficult to read, particularly in large paragraphs. I've reacted by breaking up large blocks of text, and created an indent at the start of each paragraph. I hope this may help, and welcome further views on this topic.

The recent death of a close philatelic friend has brought home to me the difficulties that many of us collectors leave our relatives. Although my friend's collection was mostly well written up, and therefore easy to assess, there were many other areas which were not - with the usual problem areas being stamps and covers in no order and in complete disarray. A couple of us are helping his widow to sort through his numerous 'collections'. This of course is very interesting and immensely enjoyable, but also very time consuming. I have now promised myself to get my own material in order before the inevitable happens, and I urge all readers to try to do the same.



Barry Burns

The next issue will be edited by me, datelined October 2012, and the copy deadline is 1 September

Editorial Policy

The editors have the final say over content in *Cameo* in the interests of balance and relevance to the readership. Space in each *Cameo* may be limited as compared with the volume of material submitted by all the authors. The editors retain discretion over punctuation, spelling, grammar, use of colour for illustrations and whether to reduce the size of illustrations to fit the space available, but should not change wording, delete text or delete illustrations without full knowledge and permission of the author. If the editors consider amendment or deletion of text or removal of illustrations to be necessary they will discuss it with contributors. If contributors are then unhappy with proposed changes they can withdraw their items.

Rob May / Barry Burns

All rights reserved. No part of this publication may be reproduced or transmitted in any form or by any means, including photocopying and recording, without the written permission of the copyright holder, application for which should be addressed to the Editor. Such written permission must be obtained before any part of this publication is stored in a retrieval system of any nature.

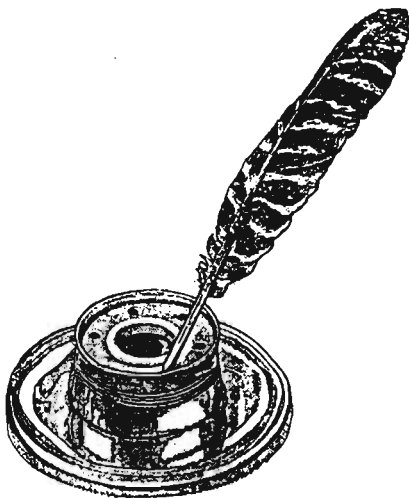
Printed on archival quality paper to ISO 9706 by Quoin Publishing, 17 North St., Middlesbrough TS2 1JP www.quinpublishing.co.uk

Annual Subscription : £16 for UK members and £20 for overseas members. There is no entry fee. The subscription term is for calendar years.

Advertising Rates :	Black & White	Full page	£45	Half page	£27.50
	Colour	Full page	£90	Half page	£50

Access to the internet? Then please try visiting the
West Africa Study Circle Web Site at :
<http://www.wasc.org.uk>

Webmaster is Ray Harris; contact harris6@which.net



Letters to the Editor

Should anyone wish to reply to any of these letters, please do so through the Cameo editor in the first instance to enable a consolidated follow-up to be published in conjunction with the study editors as appropriate.

Correspondence on any subject is always most appreciated. Any form of contact is welcome, whether by letter, telephone or email.

The joint editors' addresses are listed on the front page of all Cameo issues.

Rob May & Barry Burns

WASC Members in Nigeria

Dear Barry & Rob,

While on Britain-Nigeria Educational Trust Commonwealth Fellowship at the University of Ibadan recently for three months, I arranged to meet Mr Moses Zaccheaus and Mrs Ajuma Madojemu, the only two West African members of WASC, both of whom reside in Ibadan. Now retired, Moses has been a philatelist since 1958, while Mrs Ajuma works at the Ibadan branch of the Central Bank of Nigeria, doing her philately in her spare time.

I met Moses three times, at the Public Relations Officer's office at the GPO, at an Oyo State Customer's Forum, and finally, on 5 December 2011 with Ajuma joining us, at the lovely Kokodome restaurant, where the attached photograph was taken. Both were very hospitable and enthusiastic to meet another WASC member like myself.

I hope WASC can give consideration as to how to boost membership not just in Nigeria, but throughout West Africa. Payment of subscriptions in countries where credit cards are not readily available, and without PayPal, prevents new members joining. Can WASC

make it easier?

On a positive note, from personal contact I hope to see new Nigerian members joining WASC in the coming months.


Dr Simon Heap
Oxford & Ibadan

West African Soldiers in Bangladesh

Dear Rob & Barry,

There was a query from Ross Debenham in the January *Cameo* about the 873 (West African) Division serving in present-day Bangladesh between 1945 and 1946. Ross asked which brigades might have formed the division, and were they, perhaps, solely from Gold Coast? Rob May replied with some details contained in a book he had reviewed ("War Bush", *Cameo*, Vol. 8, WASC October 2004). But the question about brigades, Gold Coast troops and present day Bangladesh remained unanswered.

In 1972 I visited the Commonwealth War Grave in Chittagong and was surprised to see how many West African names were on the graves. These were men from all across West Africa, and there was something very touching,



seeing them arrayed with British, Indian, Canadian and Australian troops and pilots. The Commonwealth War Graves Commission keeps this cemetery, and another in Bangladesh near Comilla, in the same excellent condition as those in Europe and other parts of the world, and the names of all those buried there are available on line, with their regiments, brigades and ranks, for all to see.

(<http://www.cwgc.org/>)

There are 714 men buried in the Chittagong Cemetery, and 700 in the Maynamati Cemetery near Comilla. There are men from the Gold Coast Regiment, the Sierra Leone, Gambia and Nigeria Regiments, as well as men from East African and Northern Rhodesian regiments. The West Africans served in the West African Corps of Signals, the West African Engineers, the West African Artillery, the West African Reconnaissance Regiment, the West African Medical Corps, the West African Electrical and Mechanical Engineers and the West African Army Ordnance Corps.

I have often wondered how many people visit those two cemeteries, and how many might pause to think about the men from West Africa who served in that part of the world, and who never went home.

Ian Smillie
Ottawa, Canada



FAM-22

Dear Barry,

Re. FAM-22, *Cameo* 85 pp14-28, the large revenue for foreign mail (compared to Congo incoming) brings to mind a possible explanation. Early in my career, back in the 1970s, it was not uncommon to ship high-value powdered metals in cardboard containers by post. I can recall receipt of one such container franked with a full pane of the then current \$5 definitive (i.e. postage of \$500). My grandfather, whose career began in the mid 1920s, indicated that such shipping practices were fairly common. The typical weight of such a container would be in the 20-25kg range.

I suggest that the uranium ore was shipped from the Congo in such containers, hence the high postage receipts. It is interesting that the North Beach terminus was not all that far from the site that would become the Brookhaven National Laboratory. Using the Boeing aircraft provided long-haul heavy airlift with a relatively large cargo bay.

Juan Terry Trippe (he went by Terry, never Juan) used every contact available to promote his airline. A Yale graduate in 1917, his classmates made up a significant portion of the naval aviator class that year. The old

school tie would be reflected in later dealings both in government and business. The old school tie also provided the entre to the Boston and New York financial world. The late Don Haverbeck, RDP, FRPSL also a Yale man and naval officer, later became a banker at the Bank of North America in New York. He once recalled to me that Trippe enjoyed a special relationship with the senior leadership of the bank, some of whom were school chums.

I had a discussion about this with Dr. David Steidley at the Collectors Club in New York last evening. Dr. Steidley is a radiation physicist who worked at Brookhaven for a large part of his career and participated in the decontamination and remediation of Brookhaven. David indicated that no evidence exists that the small Army installation that preceded Brookhaven was used to refine the uranium ore. He thought it more likely that the ore was refined in New Jersey but this would have required lorrying the material or shipping it by barge. I have a copy of the *Department of the Army Official Records of World War II - Manhattan Project* around here somewhere. Obviously I've put it into a safe place. When I find it, I will let you know if more details about the movement of the materials are indicated.

Best,

Gene Fricks FRPSL
Blackwood, NJ



FPO 556 and WA in Bangladesh

Dear Barry,

I am able to provide information relating to two items in the January issue:

FPO 556 (page 11). I think careful examination of this air letter will show that the postmark is not 556 but an example of 536 which is not clearly struck (with stray ink at the top left of '3'). 536 is of course the datestamp used at the FPO in Kumasi, which served units in that area including 5 W.A.T.T.S. at Mampong. Did the sender actually date it as from Elmina? I believe that is where No. 3 W.A.T.T.S. was located.

WA Division (page 13). Rob May has provided the details of the two West African Divisions which served in South East Asia. The two Divisional Postal Units were each allocated six FPO datestamps numbered respectively: 81st Division FPO datestamps 670 and 696 to 699; 82nd Division FPO datestamps 769 to 773. The datestamp numbers merely identify a particular handstamp and bear no relation whatsoever to the number of a formation such as a Division or Brigade.

Similarly, the cover in question bears a postmark FPO 873, which does not mean it is the (non existent) 873rd Division. This

datestamp was used at an office set up in support of the two West African Divisions - at least for part of its period of use at a training and reinforcement camp. This was located at Comilla (recorded by me in use between 13 June 1945 and 6 December 1945), then at Renigunta (recorded by me in use between 26 April 1946 and September 1946). These dates are capable of expansion.

I hope these comments are helpful.

Alistair Kennedy
Royston



Banjul North Cancellor

Dear Rob,

I sent a message to Mr Scheer before the closing time for this auction but he was away and has now replied:

The date-stamp was acquired in a swap of other postmarkers during the 1980s with another collector, but that's about as much as I know about it. If the study group has an article about Banjul North, I'd appreciate acquiring a copy".

The canceller was sold for about £172.

Ray Harris
Swanley



Gold Coast Registration Envelopes

Dear Rob,

Can you (or somebody you know) help me with the following query please? Why was the GB QV registered envelope 'size J' created specially for overprinting 'Gold Coast'?

It was never issued in the UK, nor was it overprinted for use in any other territory. Was there something particular that Gold Coast correspondents needed to use this size for, that other territories and the UK did not use? Is there a definitive study of GB registered envelopes overprinted 'Gold Coast'?

I hope you and WASC members do not mind being bombarded with questions!

John Gledhill
Wellesbourne, nr Warwick



Nigeria Postmarks Compendium on line

Dear Ray (Harris) and Tony (Plumbe),

You may remember that I've put together a list of offices and types which attempts to cross reference Neville Jones' book with the types set out in Proud. I've now almost completed the work of adding first and last known use dates, updated to include changes from examples I have in my own collection.

I'd be happy to act as a clearing house for any information members have which might continue the updating and I'd like to put my lists online. I'm happy to do that on my own website, making it easy for me to upload new editions from time to time, but of course that's not much use if fellow collectors aren't aware of the lists. Whether that's best achieved by a mention in *Cameo* and a link from the WASC site, or whether it would be best to put the lists on the WASC site itself, I don't know - I'd be happy with either.

Paul Redhead
Ely



Akposo Cancellation of Gold Coast

Dear Rob,

The illustrated postmark is, as far as I know, unrecorded in Ian Anderson's new book or anywhere else. It is Gold Coast T16 from AKPOSO 18 November 1952.



Peter Duggan
Reading

WASC Study Editors are also available for queries and to help edit articles

- Airmails - Barbara Priddy
- Ascension - Bernard Hughes
- Biafra - Dudley Prestedge
- Cameroons - Marty Bratzel
- Gambia - Oliver Andrew
- Ghana - Ian Anderson
- Gold Coast - Peter Duggan
- Lagos - John Sacher
- Maritime - John Knight
- Nigerias to 1914 - John Sacher
- Nigeria post 1914 - Tony Plumbe
- St. Helena - Bernard Mabbett
- Sierra Leone to 1961 - Frank Walton
- Sierra Leone post 1961 - Peter Rolfe
- Togo - Jeremy Martin

The Publications Committee Chairman
is Rob May

Obituary: Colin Wenborn FRPSL

Colin Wenborn of Effingham, Surrey, had been a member of the WASC for a good number of years and, although recently an infrequent attender of our meetings, I do remember meeting him a number of times in the past.

He collected stamps from an early age, having been given a packet of stamps which, on careful scrutiny, contained a forgery. Perhaps this chance event set him on a lifetime of carefully studying his acquisitions and not merely collecting them. His passion was St Helena, although he took a keen interest in the other Atlantic Islands including Bermuda, and also of the French Colonies. Although I cannot remember him writing articles for *Cameo*, he often responded to published material, usually giving a hint of the treasures and varieties lurking within his collection!

In October 1999, together with his wife of fifty years Jennifer, he realised his ambition of visiting St Helena and Ascension, sailing on the RMS *St Helena* from Cape Town. He kindly offered to post mail for our members during their voyage, an offer I regretfully did not take up.

He died on 15 December 2011 at the age of 77. He is survived by Jennifer, their three children and five grandchildren. I have sent our condolences to the family on behalf of the Circle.


Barry Burns

Air Vice-Marshal Don Hills (1917-2012)

Jeremy Martin noticed an obituary published in *The Daily Telegraph* on 17 February 2012 summarising Air Vice-Marshal Don Hill's long and varied military service, which included the following quotations regarding his service after the fall of France in 1940:

Within weeks of his return from France, Hills was on his way to East Africa. On arriving in Nairobi, he was ordered to take a convoy of many dozen trucks to Juba on the White Nile in Southern Sudan, a journey of six days. There he was put in charge of the remote airstrip, and one of his first visitors was General Wavell, the Commander-in-Chief. While at Juba, Hills was required to transport a battalion of Belgian Congo troops to Egypt. To do so he requisitioned a paddle steamer and some flat barges for a journey that took two weeks.

In addition to resolving these difficulties, Hills also helped develop and organise equipment and supplies for the crucial 3,500-mile air resupply route from Takoradi on the Gold Coast (now Ghana) to Khartoum and on to Cairo.




Sources

Views expressed by reviewers are their own
and are not necessarily endorsed by WASC
or the editors of *Cameo*



For all WASC book orders and payments please contact the Treasurer (address on contents page). Authors will distribute their own new publications to members, whilst distribution of purchases from older stock is arranged via the Treasurer.

 *Gold Coast Mail Service Timetables 1950* by Peter Duggan, published 2012 by West Africa Study Circle, ISBN 978-1-905647-12-3, card covers, staple-bound, 28 pages, 30cm, price £4.75 (£4 to members of the West Africa Study Circle) plus p&p UK £1.30, World surface £2.80, Europe air £3.50, World air £4.70, payable by sterling cheque drawn on a UK bank, or by PayPal + £1 administrative fee at wasctreasurer@aol.com, available from Ian Anderson, 57 Manse Rd. Edinburgh EH12 7SR, or email: wasctreasurer@aol.com

Reviewed by Ian Anderson


In 1950 there were over 150 postal routes throughout the Gold Coast and, as the title indicates, this book lists all of these. Start and finish points with details of intermediate towns, days and times of pick-up and frequency of service are all enumerated.

Amusingly, the method of conveyance is also listed, varying from Royal Mail van to motor service and motor launch, or canoe and bicycle. Several routes were by Chief's carrier service which I take to be by runners on foot.

The information was gathered from a now-dispersed collection which illustrated these routes and two example pages are illustrated in colour within the covers.

Certainly a useful reference book, but also enlightening as to how the postal services operated in a developing country of West Africa.




 *Gold Coast Mail Service Timetables 1950* by Peter Duggan. See above for details
Reviewed by Barbara Priddy

This delightful book is based on a collection of postmarks acquired by the author. These were, most unusually, arranged geographically to illustrate the mail services operating at the time, as the illustrations inside the front and back covers demonstrate. For each route, from 1 (Accra-Takoradi: carried by Royal Mail van: daily except Sundays: Fianko only on return journey adding 15 minutes) to 169 (Efiduasi-Sechere: carried by Chief's Cycle Service: twice weekly, Tuesdays and Fridays), the original collector, who appears to have had inside knowledge of the Gold Coast Mail Service, and now the author, has set out the routes, the carriers and the timetables, which give both the day and the hour the service was supposed to arrive to collect the mail from each Post Office. Some routes must have been pretty hair-raising: the weekly service 157, for example, from Bawku to Bolgatanga, entailed a fifty mile bicycle ride. As the author mentions, some of the postmarks known to have been in use in the 1950s are not found on these routes: there may well have been other services not given in this collection (or, I might suggest, post offices too small to be on a regular route).

The variety of carriers, from Chief's Carrier Service through Departmental Bicycle and Contract Motor Service to Train, are a testimony to the ingenuity and determination of the Gold Coast Mail Service in getting the mail from A to B no matter what the condition of the roads. The routes vividly evoke an era when there were few motors, the main roads were graded laterite and the minor roads were often little more than footpaths. This book will appeal to anyone who is interested in the nuts and bolts of postal history, and will prove invaluable to anyone writing up a Gold Coast collection of postal history or postmarks. The index makes it easy to find any town and village, its place on a route and its connections to the rest of the country. This is valuable first-hand information offering a rare, possibly unique, picture of how a 1950s West African mail service actually operated.



 *Gold Coast Postmarks 1875-1957* by Ian G Anderson, published 2012 by West Africa Study Circle, ISBN 978-1-905647-11-5, card covers, perfect bound, 198pages, A4, price £30 (£27 to members of the West Africa Study Circle) plus p&p UK £4.40, World surface £8, Europe air £8, World air £14.50, payable by sterling cheque drawn on a UK bank, or by PayPal + £1 administrative fee at wasctreasurer@aol.com, available from Ian Anderson, 57 Manse Rd. Edinburgh EH12 7SR, or email: wasctreasurer@aol.com

Reviewed by Peter Duggan

It is now 17 years since the publication of Proud's work on the Gold Coast and 22 years since the revised edition of Mike Mackin's *Gold Coast Cancellations* appeared; since then many new postmarks have been reported. Sensibly retaining the style and layout of the original, Ian Anderson - with the wholehearted support of Mike Mackin - has now published a new listing which will be a must for the ever growing number of postmark collectors.

Running to 198 pages against the 172 of its predecessor, it contains many more illustrations but it is in the appendices at the back that the biggest differences are to be found. The list of Type 2 cancellations with letter codes and earliest recorded dates is followed by a similar listing for both Types 5 and 11, and all three now include illustrations for most of the offices.

Illustrations of nine of the elusive Type 10 G.C.G.R. cancellations precede a greatly expanded section on TPOs and finally there is an illustration of a cancellation for 'KUMASI/POSTAL ORDERS'.

Sadly, in the interests of space or because the listings are arranged differently to those in Mackin, the known colours of the Type 2 and 5 cancellations have been omitted - a small grumble in such a comprehensive listing.



Articles of Interest Published in Other Journals

Members are invited to contact either editor by e-mail, post or telephone when they notice any article they may feel might be of interest to other members. Articles which we hope to reproduce in *Cameo* at a future date are not usually listed here.

London Philatelist, Volume 121, no. 1394, April 2012

pp113-118 Steve Jarvis, Richard Stock & Frank Walton, *The De La Rue Collection on RPSL Website*

Overprinter; Journal of the GB Overprints Society, Spring 2012/1 (whole no. 166)

p24 Tony Stanford & Tony Simmonds, *Oil Rivers and Zululand Obliterations*

Sixth Sense, Philatelic News from Murray Payne Ltd., Issue 97, April 2012

p7 *Gambia CW S3 (re-entry on the KGV1 Coronation 3d)*

Air Mail News, Volume 54, no. 216, February 2012

pp27-28 Peter Wingent, *Forced Landing in the Equatorial Rain Forest*

Volume 54, no. 217, May 2012

pp11-14 Gordon Chamberlain, *A483: Elizabethville to Broken Hill, November 1936*. This article reprints two 1935 articles from *Flight* regarding contemporary aviation in Africa

Postal History, March 2012 (whole no. 341)

P22-24 Colin Tabcart, *A Very Early South Australian Colonist*. The article concerns Sir John William Jephcott who was also Chief Justice of Sierra Leone and the Gambia 1830 - 1832

Postscript, Society of Postal Historians, Volume 62, no. 1, Spring 2012 (whole no. 267)

pp33-43, John Yeomans, *Gabon: the Development of the Postal Services 1862 to 1889*

Gibbons Stamp Monthly, Volume 42, no. 10, March 2012

pp74-80, Nicholas Pertwee, *The 1988 Provisional Definitives of Ghana, The C50 Overprints Part 1*

Gibbons Stamp Monthly, Volume 42, no. 11, April 2012

pp72-77, Nicholas Pertwee, *The 1988 Provisional Definitives of Ghana, The C50 Overprints Part 2*

Gibbons Stamp Monthly, Volume 42, no. 12, May 2012

pp76-80, Nicholas Pertwee, *The 1988 Provisional Definitives of Ghana, The C50 Overprints Part 3*

pp96-102, Steve Pendleton, *For Real Isolation - Try Gough Island*. The history and philatelic legacy

Cameroun - The Double Overprint on the 35c Corps Expéditionnaire of 1915

Michel Collet

In 1915, and probably during September or October, Gabon postage stamps of three different designs were overprinted Corps Expéditionnaire / Franco-Anglais / CAMEROUN at Libreville. A single three-line setting of twenty-five positions was used on all fifteen values, in 5x5 panes of the same size. The twenty-five individual overprints have distinctive features which mean they can be plated fairly easily, with a little practice. Dudley Cobb presents an effective method in his study of this issue (Ref. 1).



The three designs of Gabon stamps, all with overprint position 12 (column 2)

Cobb's conclusions on the 35c double overprint can be summarised thus:

- Identical margins on the examples examined suggest the double overprints are all from the same pane;
- Perforations and margins of adjoining stamps match and also suggest a single pane;
- The overprints can be plated, and each stamp has two strikes of the same overprint position;
- The first impression was made with the pane more or less square on;
- The pane then moved slightly around a pivot point close to column 4, hence the variable skew in the second impression, downwards from left to right



Overprint position 22 (column 2)

Corps Expéditionnaire
Corps Expéditionnaire
Franco-Anglais
Franco-Anglais
CAMEROUN

Double overprint position 22 (column 2)



I thought Cobb's analysis required further investigation, especially because on certain stamps examined the two overprints did not show the expected skewing (positions 14 and 19, column 4), or in fact skewed the opposite way (position 20, column 5).



Position 14 (column 4)



Position 19 (column 4)



Position 20 (column 5)

So was there more than one 5x5 pane with the double overprints? The question needed to

be clarified. For this purpose I set out to reconstitute the full pane as it had once looked, from the single stamps still available.

For high-quality scans, originals were called for :

- First, a full pane of the normal overprints. Finally, via a dealer in Germany, I obtained a pane of the 10c values. From this I was able to lift the setting of 25 overprints, in order to reproduce the two strikes;
- Additionally, at least three of the 35c double overprints, from separate parts of the pane, in order to reconstitute and verify the degree of skewing that occurred between the two strikes. The three stamps I employed were from positions 6 (column 1), 23 (column 3) and 4 (column 4).



Position 06 (column 1)



Position 23 (column 3)



Position 04 (column 4)

My quest for these four ingredients lasted several years. After that, scanning, assembly and triangulation on the computer was relatively straightforward! The visual outcome of my research, and the findings (provisional, of course), are presented below.

The reconstituted pane (see Figure 1) held one unexpected bonus. Column 5 yielded the explanation for the reverse skew that I had observed on certain individual stamps. It is caused by something I had never noticed - something, indeed, that does not seem to have been reported before: in each row, the overprints in the first four type settings are in proper horizontal alignment, whereas each of those in column 5 (positions 5, 10, 15, 20 and 25) run slightly upwards from left to right. That is easy to check: on any row, place a ruler under the first four overprints. The fifth one trends upwards (as the line on the 10c pane in Figure 2 demonstrates).

This anomaly in the setting is present as well on two other panes I have seen - a second 10c shown in Timbroscopie no. 167, and a 5c pane which Cobb illustrated (Ref. 2). The atypical double overprints from column 5 that I mentioned earlier, with their reverse skew, can thus be accounted for without positing a second pane.

Kindly made available for scanning or offered for sale via internet, and carefully plated, the stamps below all support my reconstitution. Certain of the scans were not of the highest quality but were sufficient, with a good magnifying glass, for proper comparisons to be made.



Position 01 (column 1)



Position 16 (column 1)



Position 02 (column 2)



Position 17 (column 2)



Position 08 (column 3)



Position 13 (column 3)



Position 10 (column 5)



Position 15 (column 5)

Fifteen double overprints have thus been examined, for positions 1, 2, 4, 6, 8, 10, 13, 14, 15, 16, 17, 19, 20, 22 and 23. Over around ten years, I have found no case of duplication (no second stamp for any position), and no double overprint that does not match my reconstitution.

Figure 1 35c Double Overprint: Reconstitution of the Pane
 (Approx. 120%) by Michel Collet, November 2011

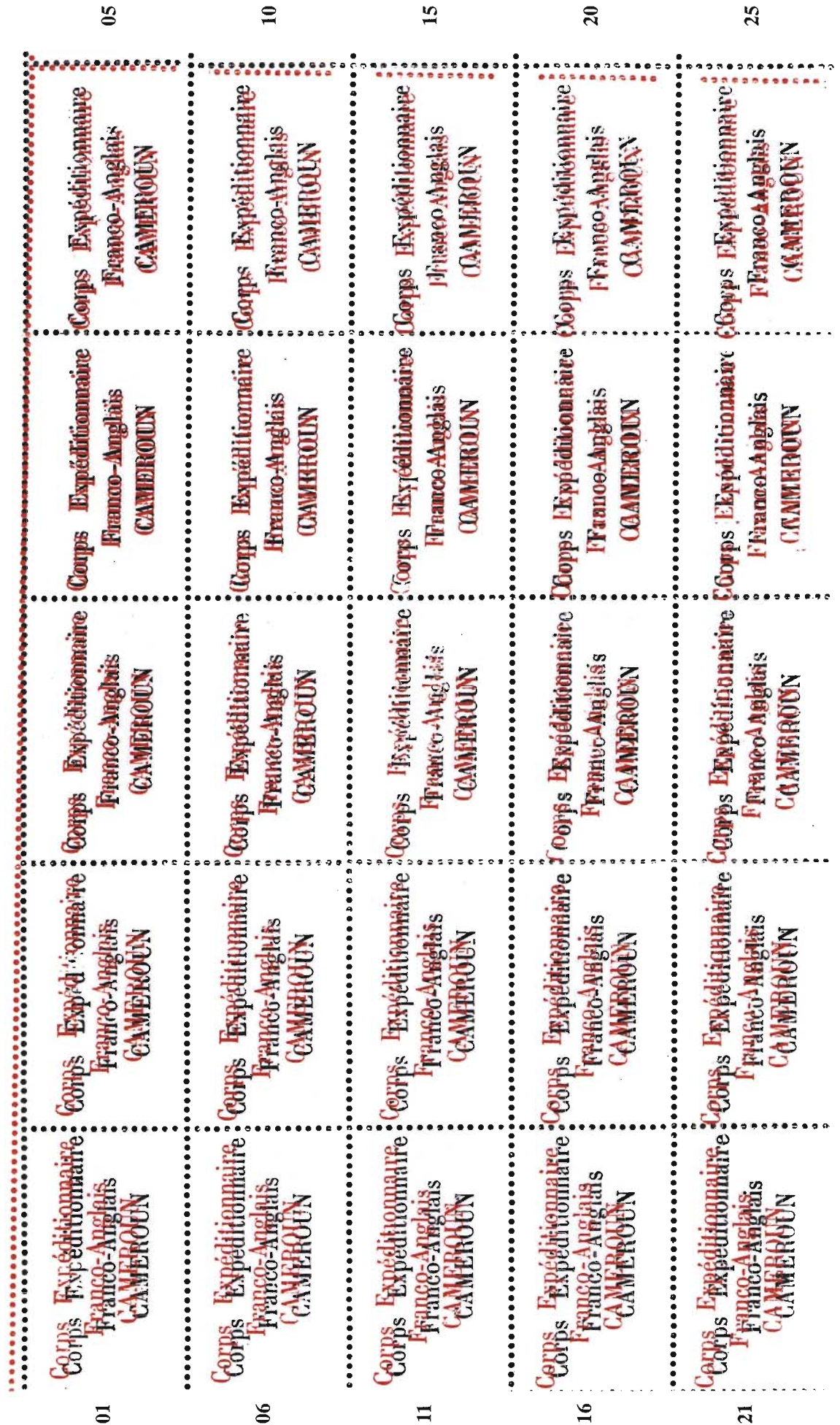



Figure 2 10c Corps Expéditionnaire: Complete Pane with non-aligned overprints in column 5
 (Approx. 120%) by Michel Collet, November 2017



It is reasonable to suggest that there was only a single 35c pane - 5x5 - with the double overprint. I accordingly agree with Cobb that, with twenty-five made, it is as scarce as the normal overprint on the 10c Afrique Equatoriale Gabon, usually hailed as the great variety of this issue.

Thanks are extended to Martin Bratzel and Dudley Cobb for pertinent comments and assistance. This article previously appeared, in French, in COL.FRA Bulletin no. 138.

Michel Collet, November 2011
mail : michel.collet31@wanadoo.fr

References

- 1 Cobb Dudley, *Cameroun in the Great War, Volume I: The Military Handstamps and the Early Overprints*, 2004, ISBN 2-9511613-1 -X
- 2 Any reader with access to a complete pane (5x5) or a strip or block including stamps in columns 4 and 5, for any value, is warmly encouraged to check whether it shows this anomaly, and to let me, and the editor, know. In personal communications, Martin Bratzel and Dudley Cobb have confirmed the anomaly on various panes of the 5c, 10c, 25c and 35c stamps. So it may well be a constant feature. Cobb adds that no panes of other values, apart perhaps from the 1 c, are likely to exist now. It goes (almost) without saying that any double overprint that readers may come across would help this research advance.

Cameroun 1914: French Cachet Forgery

Dudley Cobb

In 2010-11, I was twice shown items bearing forgeries of the three-line cachet used by the French postal service in 1914, at the beginning of the campaign in Cameroun. The envelope and postcard seem to be of that period; the forged cachet on each is much more recent.



These forgeries are precise copies of the cachet as presented, in approximate fashion, by Waugh and Luft (Ref. 1). Closer reproductions can be consulted for initial verification (Ref. 2), but numerous other factors need to be taken into consideration as well. Uncommon material of this kind should not be purchased lightly.

References

- 1 Waugh W.M. and Luft S.J., *Chronology of French Military Campaigns and Expeditions with their Postal Markings*, p109, New York 1984
- 2 See, for instance, Bratzel, Kraja and Maddocks, *Les Oblitérations du Cameroun 1914-1960*, 1990, ISBN 0-9694026-0-0; Cobb, *Cameroun in the Great War, Volumes I and III*; articles in *Cameo* nos.57 and 64.

Used on Both Sides in Sud-Kamerun

Dudley Cobb

Jean-Jacques Séréni, a fellow member of COL.FRA, recently sent me a copy of a 1915 envelope from Lieutenant Bernard in the Colonne du Sud Cameroun to Mme Bernard in Paris, very similar to one illustrated in my *Cameroun in the Great War* (Ref. 1). The Gabon datestamps on the two letters are Mitzic (20 and 26 February respectively), N'Djole (26 February and 9 March), and Cap Lopez (21 March in both cases). The two travelled together from N'Djole, it can be assumed, and then as far as Paris, though the one I showed has no arrival mark. His has several faint and incomplete Paris marks, one of which reads 27 May - giving overall transit of some three months.

There are no Libreville marks. The Chargeurs Réunis mailboat *Afrique* called at Cap Lopez on 6 May, then took on nursing staff at Libreville and disembarked them at Douala (or more precisely at Souellaba, at the end of the Wouri estuary) on the 8th. It docked at Bordeaux on 26 May. Mail from Colonel Mayer's column, with the undated TPA handstamp used at Douala, has receiving marks of 27 May variously for Bordeaux, Châtelleraut and Paris.



Figure 1

The third letter to
the same address
(courtesy of Michel Collet)

A further letter (Figure 1), with same sender, same address, different addressee, was marked at Mitzic on 10 April, N'Djole on the 16th and Cap Lopez on the 23rd. It was probably carried by the same mailboat.

Of equal interest, the reverse or inside of Séréni's envelope shows that it was originally addressed to a German officer at Ojem (= Oyem, in French spelling) (Figure 2). This small settlement, in the tropical forest north of Mitzic (later Mitzig), was occupied by the French column from Gabon on 16 February 1915. There are no postmarks; there were no German post offices south of Ambam in this sector. The letters SH in the top left hand corner are a 'courtesy of' address (= Seiner Höheit).

Heinrich Tamm (1887-1969) transferred to the Schütztruppe in Kamerun in January 1911. When the borders of the German territory shifted east- and southwards following the cession of portions of French Congo and Gabon, Tamm was stationed in Carnot and then Nola, of which he was the first German commander (1912). He was promoted to Oberleutnant in October 1914, by which time he was in the recently acquired area in the south, between Ambam and Mitzic.




Figure 2
Inside of the
re-used envelope

This envelope, used on both sides, is a striking example of military make-do-and-mend (the other two covers have naturally been examined; the insides are blank). The three covers, taken together, illuminate the haphazard flow of family news.

My thanks to Jean-Jacques Séréni, to Michel Collet, and to Wolfgang Herterich for the details concerning the German officer.

Reference

- 1 Cobb D.R., *Cameroun in the Great War* (three volumes to date). Cover to Mme Bernard illustrated on page 65 of *Volume II, The French Navy and the AEF Columns*; the Gabon column's movements and mail are described on pages 21-27. Shipping dates in the next paragraph are from *Volume III, The Homeward Mail*.



British West African Locally-produced Civilian Air Letters 1944-5

Peter Richards

In 2006 the West Africa Study Circle and the Forces Postal History Society jointly published an excellent booklet entitled *West African Forces Air Mail Letter Cards, Air Letters & Honour Envelopes 1942 - 1945* by the late John Daynes and Nigel Lutwyche (Ref.1). This lists in some detail the different types of Military Air Letters that were produced in British West Africa.

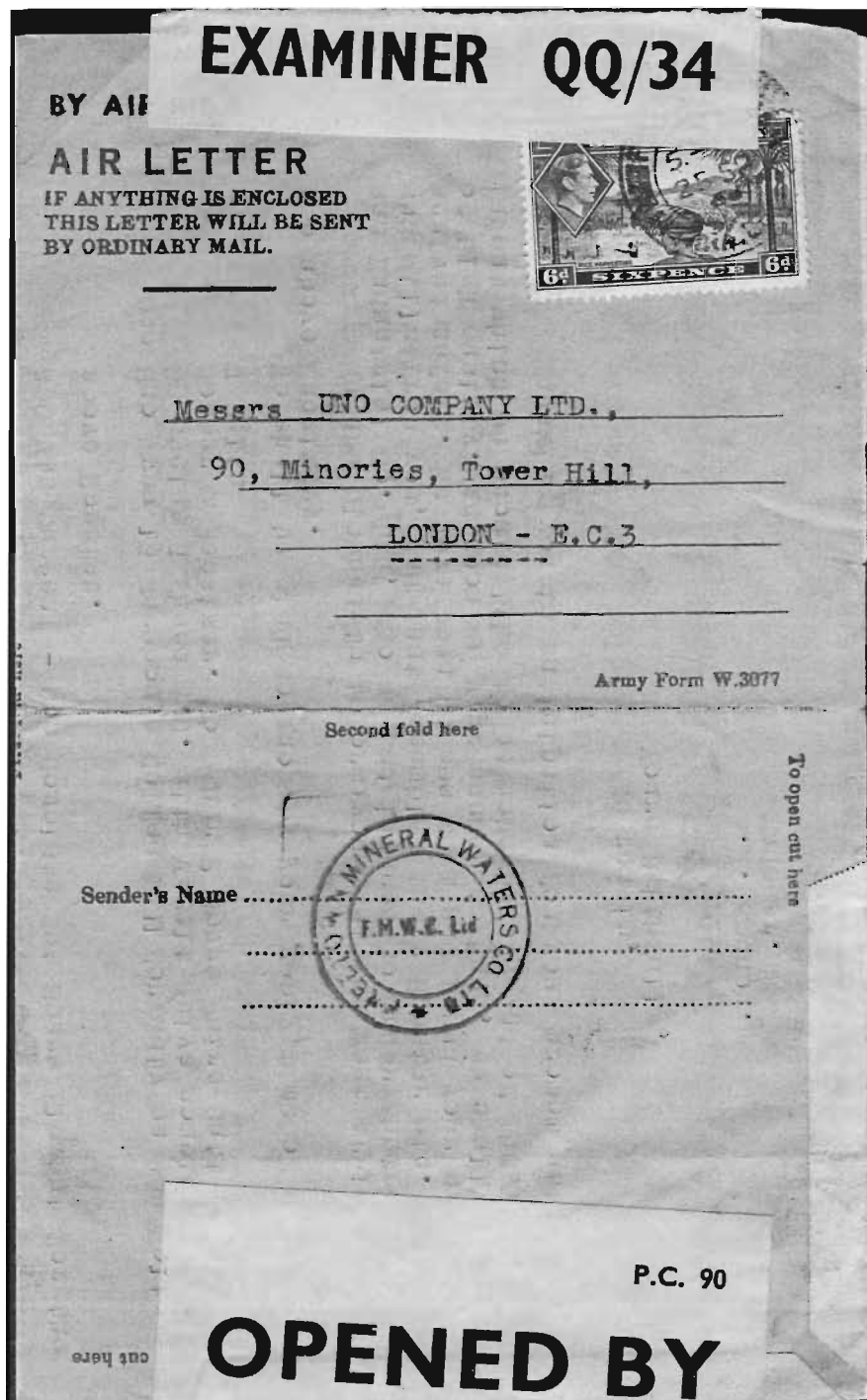


Figure 1: Type 1 (slightly reduced)

Used 25 September 1944 from Freetown, Sierra Leone to London
Opened by Examiner QQ/34

On pages 26/7 of the booklet the existence of locally produced Civilian Air Letters following the introduction of a Civilian Air Letter Service in September 1944 is mentioned and this article represents an initial attempt to list the different locally produced types of Civilian forms used in a fairly short period in 1944 and 1945.

Notes on Type 1

1 This is the type illustrated in Daynes & Lutwyche (page 26) and which they state 'is not a W.A.P.P.S. printing'. However this type is very similar to Daynes & Lutwyche's Military Type 8. It still has the words Army Form W.3077 in the bottom left hand corner of the front panel and (if it is held up to the light) the words 'Affix 3d British Stamp here' in a box in the top right hand corner of the front panel under the stamp. I would suggest therefore that even if this type was not produced by the same organisation as produced the military equivalent then the forme used to print Type 1 originated with that organisation. The inclusion of these two elements from the Military Type suggest to me that this first Civilian Type was produced with some haste.

2 Unlike the Military Type three horizontal lines have now been added on the back outside panel for the Sender's Name (and address - although this is not stated). The words 'To open cut here' appear in the top right and bottom left corners of the back front panel. The four lines provided for the address on the front outside panel are solid and are indented on the left hand side but not on the right hand side.

3 All the examples I have seen have a blue overlay to the front two panels of the form but the two panels folded inside remain white.

Usage of Type 1

25 September 1944 - 13 November 1944. Recorded used in Sierra Leone (Figure 1) and the Gold Coast.

Notes on Type 2

1 I have found this type in two different sub types which I have called 2 (a) and 2 (b). 2 (a) is uniformly white in colour whereas 2 (b) has a blue overlay on the front panels - the blue being a deeper shade than that found on Types 1 and 3 - with the two panels folded inside being white.

2 The words 'By Air Mail' and 'Air Letter' in the top right hand corner of the front panel are of a style not seen on any other West African produced Air Letter. However the seriffed lettering of the admonition that appears immediately below this is characteristic of West African printings although, unlike Type 1, the admonition is not indented.

3 The lines for the sender's name (and address now added) appear vertically in the bottom left hand corner of the back outside panel. The words 'To open cut here' are not included. The four lines provided for the address on the front outside panel are solid and indented on the left hand side. The top line is also indented on the right hand side.

Usage of Type 2

2(a) 19 January 1945 - 24 February 1945. Recorded used in the Gold Coast (Figure 2, p78).

2(b) 10 July 1945. Recorded used in the Gold Coast (Figure 3, p79).

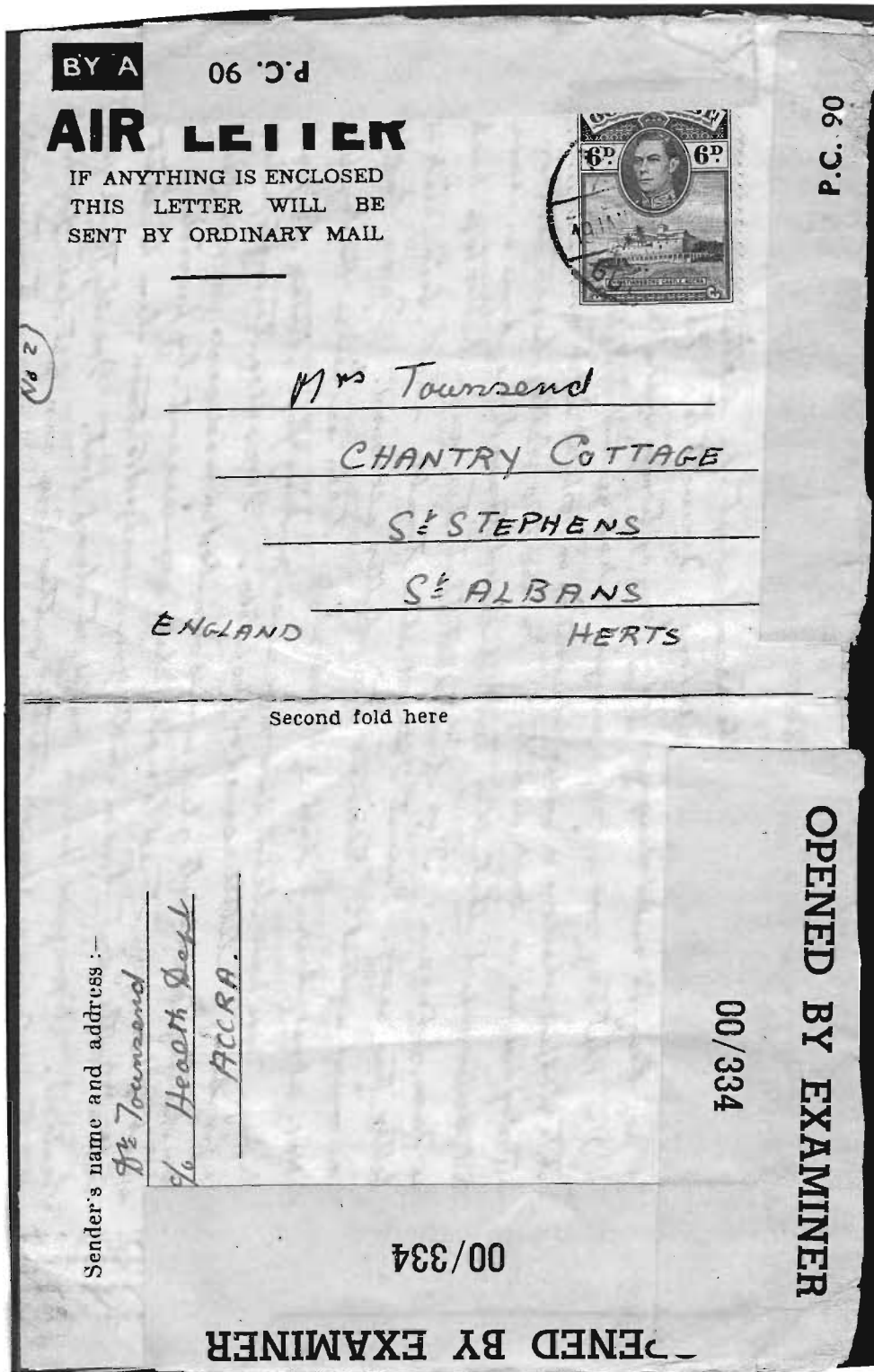


Figure 2: Type 2 (a)

White Paper
Used 19 January 1945 from Accra. Gold Coast to St Albans
Opened by Examiner OO/334

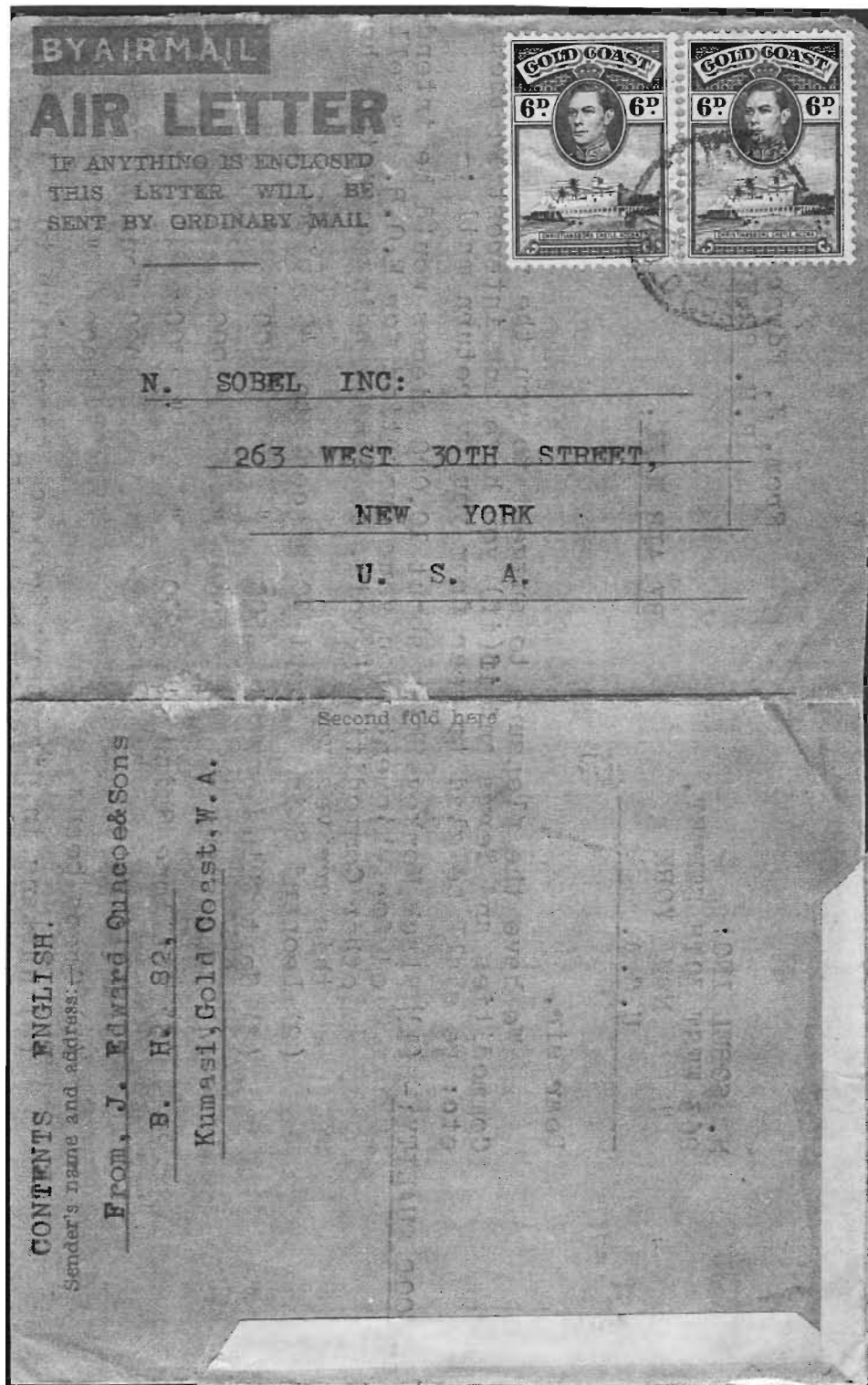


Figure 3: Type 2 (b)

Blue overlay to the front two panels
Used 10 July 1945 from Kumasi to New York, 1/- rate to USA
Presumably at this date via the South Atlantic FAM 18/22 route

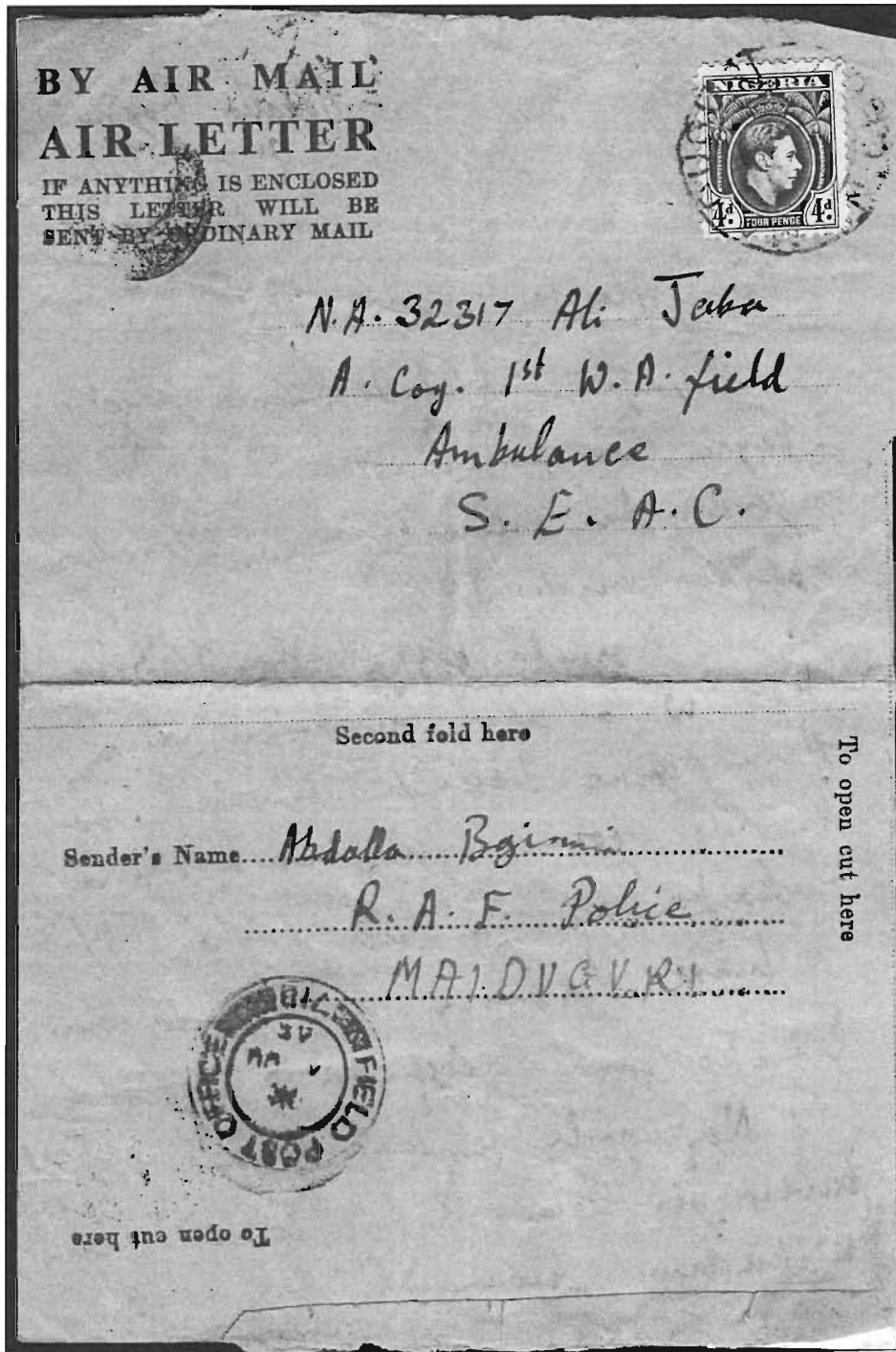


Figure 4: Type 3

Used 26 May 1945 from Maiduguri to West African Forces in South East Asia
Concessionary 4d rate applicable to non-commissioned West African troops serving in Asia
The Air Letter has been sent via FPO 718 (RAF Khartoum)
Is this military or civilian usage?

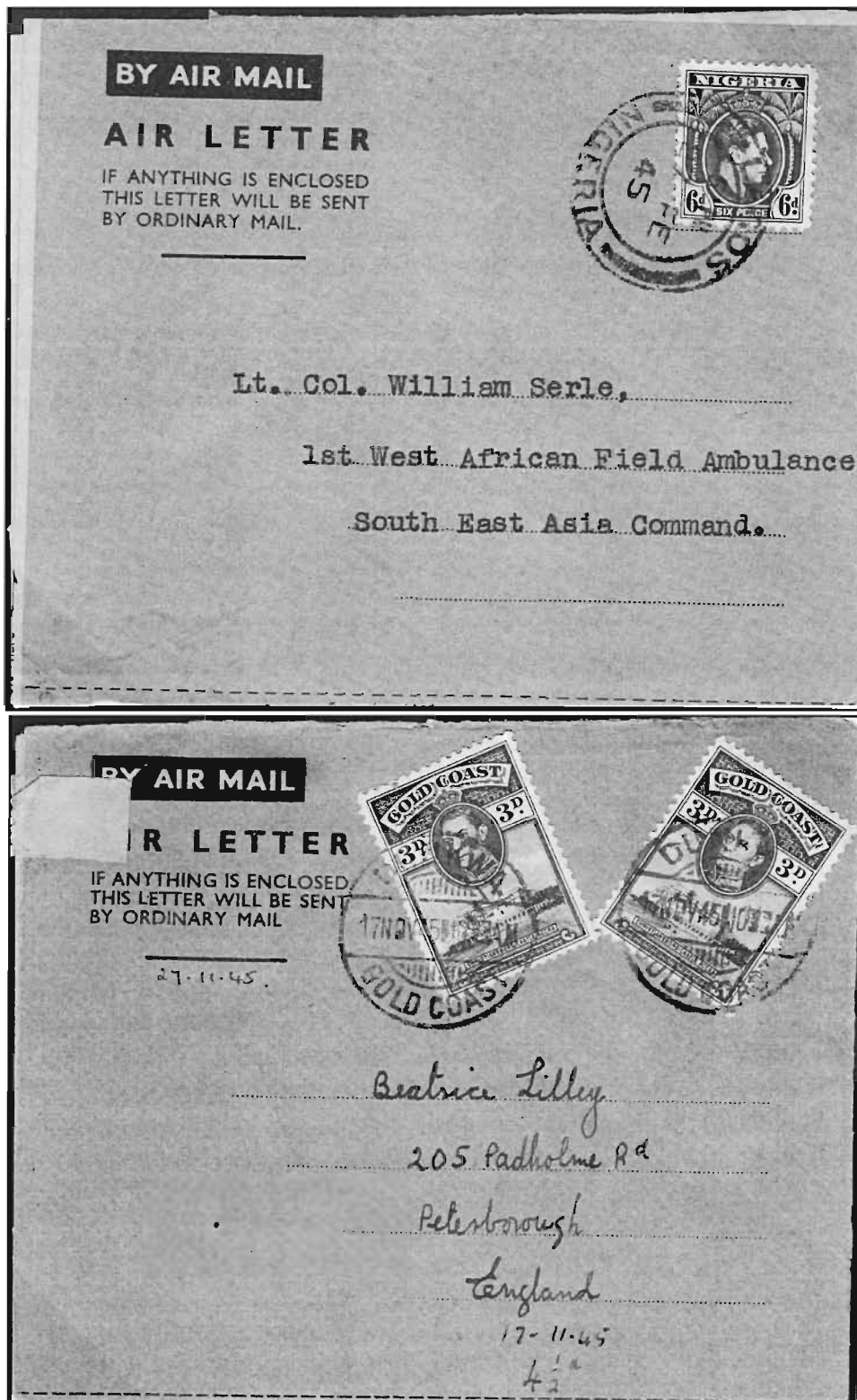


Figure 5: The Type of Air Letter supplied from the UK from 1945 which exists in two types; one with a full stop after the word 'Mail' (top example) and one without (lower example)

The top example is used 27 February 1945 - well within the period in which the locally produced types appear to have been in use - from Lagos to an Officer with the West African Forces in South East Asia

The bottom example is dated 17 November 1945 and is used from Dunkwa to Peterborough

Notes on Type 3

1 I am unsure whether Type 3 is a civilian or a military issue. I have recorded two examples-

one illustrated in this article from my collection and one illustrated on page 27 of Daynes & Lutwyche. The Daynes & Lutwyche cover has been used at FPO 563 at Lagos so is clearly military and my example, although posted in the Civilian Post Office at Maiduguri (as there was no British FPO at Maiduguri), was sent via FPO 718 at Khartoum. However this type does not have the inscription Army Form W. 3077 or the instruction to affix a 3d British stamp. I would like to see a few more examples of this type.

2 The words 'By Air Mail' and 'Air Letter' in the top right hand corner of the front outside panel are in seriffed lettering and as with Type 2 the admonition is not indented but the lines of text in the admonition are closer together than they are in Type 2. As with Type 1 the Senders Name has three vertical lines on the back outside panel and the words 'To open cut here' appear in the top right hand and bottom left hand corner of the back outside panel. The four lines provided for the address on the front outside panel are dotted and are indented on the left hand side but not on the right hand side.

3 The whole form is printed on blue paper of a similar shade to Type 1.

Usage of Type 3

26 May 1945 (Figure 4, page 80) - 4 August 1945. Recorded used in Nigeria.

From examination of the covers I conclude that it is probable that all three types were probably printed by the same organisation.

1 The seriffed lettering used in the three lined admonition in the top right hand corner of the front outside panel on all three types is very similar.

2 The three dotted lines used for the Sender's Name in Types 1 and 3 are exactly the same length (7.4 cm).

3 The spacing of the words in the three line admonition is identical in Types 2 and 3 although the space between the lines is less in Type 3 than it is in Type 2.

It will also be seen that all the dates that I have recorded cover a period of slightly less than a year and over at least some of this period the types supplied from the UK (Figure 5, page 81) were available for use as well. These are far more common and were in general use up until the introduction of pre-stamped Air Letters in the 1950s. I have however found the locally produced types to be fairly scarce and would welcome details of further examples from other members. In particular does anybody have examples from the Gambia?

Reference

- 1 Daynes J. and Lutwyche N., *West African Forces Air Mail Letter Cards, Air Letters & Honour Envelopes 1942 -1945*, WASC & Forces Postal History Society, 2006

So Life Be

Bob Maddocks

I hope members will forgive me if I mention a book just published called *So Life Be*, a collection of memories of West Africa over the past 60 years, some of them mine. The sale proceeds are going to the Ishahayi Beach School Foundation, Lagos. The book's title is best translated as 'That's Life', a typically phlegmatic approach to the vicissitudes of life in West Africa. This book is actually a second volume; the first was *Ah! This Nigeria* which came out in 2009. One would have to have served in West Africa to appreciate the numerous anecdotes.

So Life Be is A4 size, and 110 contributors have provided 250 anecdotes with more than 200 illustrations in 209 pages, publisher Jack King, ISBN 078-0-9570802-0-1. Copies can be ordered from: Mr. A. Travers, White Rose Cottage, Conghurst Lane, Four Throws, Hawkhurst, Cranbrook TN 18 5DZ. The price is £18.00 per copy, post paid to UK.

Thank you.

The Closure of Apapa Aerodrome in June / July 1937

Peter Wingent

The official documents (Ref.1) relating to the closure of Apapa aerodrome make fascinating reading:

On 28 June 1937, Imperial Airways' London office received a telegram from their agents in Lagos which read as follows:

W.A.N. 74 delayed here aerodrome unserviceable pending reconstruction drains anticipate three or four weeks Dione marooned meantime fullstop Forwarding mails by rail to Kano thence Delia Khartoum arriving 2nd July.

Mr. E.V. Dolby, Imperial Airways' Air Mail Superintendent, informed Mr. E.P. Bell of the Postal Services Dept. of the G.P.O., London, of the situation and on 29 June he sent the following telegram to the Postmaster General, Lagos:

Air company reports Lagos aerodrome unserviceable stop Consequently service which left Khartoum on 29th June will terminate at Kano and return service this week will start at Kano 1st July stop Will advise you by telegraph soon as possible regarding arrangements for next week.

On 1 July Mr. Bell sent a second telegram to the PMG, Lagos:

Reference my telegram 29th June stop understand from air company that for next two weeks they anticipate air service will operate to and from Kano only in accordance with following timetable depart Khartoum 5th and 12th July arrive Kano 6th and 13th July stop Depart Kano 7th and 14th arrive Khartoum 8th and 15th arrive London 12th and 19th July stop Expected full service will be resumed with westbound service leaving Khartoum 19th due Lagos 21st & eastbound service due leave Lagos 19th July.

Although in the Imperial Airways Lagos agents' telegram a closure of Apapa aerodrome for three or four weeks was anticipated, in the event services were affected for only two weeks, these being WAS 74 & 75 and WAN 74 & 75. On 14 July the Governor of Nigeria sent the following telegram to the Secretary of State for the Colonies:

Apapa aerodrome stop No. 1 runway in serviceable condition stop Mail service resumed on 12th July stop Condition of runways 3 and 4 not yet satisfactory stop Neighbouring territories and Khartoum have been informed stop

The most complete explanation of the causes of the closure of Apapa are given in a letter dated 23 July 1937 from The Governor of Nigeria to The Right Honourable W.G.A. Ormsby Gore, Secretary of State for the Colonies, extracts from which are given below:

On the morning of Sunday, the 26th June, the mail aeroplane attempted a routine trial run prior to taking off on the flight to Kano and, just after leaving the hangar, one wheel sank about two feet into the surface over an under-drain below the concourse. No damage was sustained by the aeroplane, which was hauled back into the hangar in about twenty minutes. A test of the whole of No. 1 runway showed that the surface was weak over each of the six under-drains crossing the runway. Elsewhere the runway was generally in good order. The extent of the defects proved to be limited to an area some 60 yards wide and 2 yards long in the hardstrip over each of the six drains. Similar defects were found on Nos. 3 and 4 runways. The landing ground was accordingly closed pending completion of the necessary repairs.

Remedial measures were at once put in hand and, after an inspection on the 9th of July, the ground on No. 1 runway was found to be fit for the resumption of the service and the mail aeroplane left for Kano at 11 a.m. on Monday, the 12th of July. Similar measures are in hand in connection with Nos. 3 and 4 runways and it is anticipated that they will shortly be ready for use.

1936.

LAGOS (APAPA)

NIGERIA

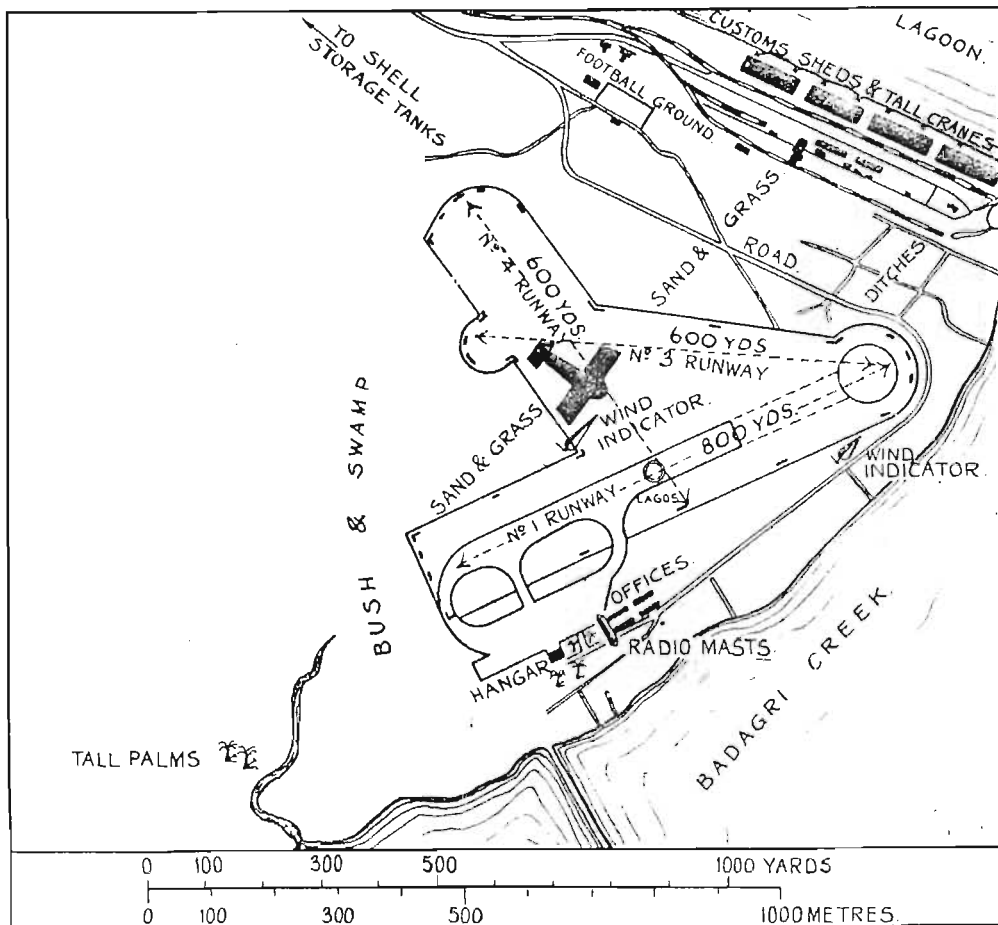
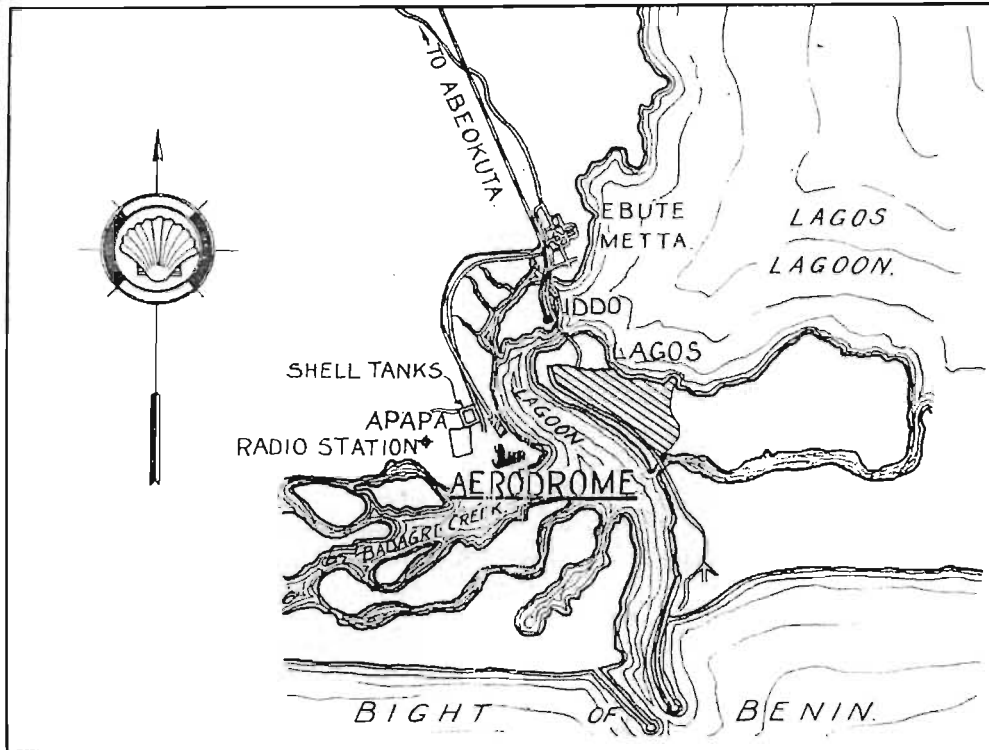
LAT. - 6°-26'N.

LONG. - 3°-23'E.

ALTITUDE - 4 FT. (IM.)

MAG. VAR. 11° W 1936.

ANN. CHANGE- 7'E.



From the above I hope it will be seen that covers conveyed by the four services mentioned above have an interesting story attached to them and those to and from places south of Kano can be placed into the category of delayed mail since the necessary train journey from Lagos to Kano took longer than the air service.

An additional complication to the story is caused by a planned change of timetable of the Lagos - Khartoum service which was due to be implemented on 2 July, commencing with services WAS75 and WAN75. The change to the feeder service schedules was caused by changes to the Imperial Airways African service timetable resulting in different days of arrival at and departure from Khartoum.

The operation of the services affected:

As stated above, two services in each direction were affected by the closure of Apapa. A comparison of their scheduled and actual itineraries is given:

WAS74:

<i>Scheduled:</i>			<i>Actual:</i>		
Dep. Khartoum	29 June	(Tues.)	Dep. Khartoum	29 June	<i>Delia</i> (to schedule)
Arr. Kano	30 June	(Wed.)	Arr. Kano	30 June	<i>Delia</i> (to schedule)
Dep. Kano	01 July	(Thurs.)	Dep. Kano	01 July	Train (to schedule)
Arr. Lagos	01 July	(Thurs.)	Arr. Lagos	03 July	Train (2 days late)

WAN74:

<i>Scheduled:</i>			<i>Actual:</i>		
Dep. Lagos	27 June	(Sun.)	Dep. Lagos	28 June	Train (1 day late)
Arr. Kano	27 June	(Sun.)	Arr. Kano	30 June	Train (3 days late)
Dep. Kano	28 June	(Mon.)	Dep. Kano	01 July	<i>Delia</i> (3 days late)
Arr. Khartoum	29 June	(Tues.)	Arr. Khartoum	02 July	<i>Delia</i> (3 days late)

WAS75:

<i>Scheduled:</i>			<i>Actual:</i>		
Dep. Khartoum	05 July	(Mon.)	Dep. Khartoum	07 June	<i>Delia</i> (2 days late)
Arr. Kano	06 July	(Tues.)	Arr. Kano	08 July	<i>Delia</i> (2 days late)
Dep. Kano	07 July	(Wed.)	Dep. Kano	10 July	Train (3 days late)
Arr. Lagos	07 July	(Wed.)	Arr. Lagos	12 July	Train (5 days late)

WAN75:

<i>Scheduled:</i>			<i>Actual:</i>		
Dep. Lagos	05 July	(Mon.)	Dep. Lagos	05 July	Train (to schedule)
Arr. Kano	05 July	(Mon.)	Arr. Kano	07 July	Train (2 days late)
Dep. Kano	06 July	(Tues.)	Dep. Kano	08 July	<i>Delia</i> (2 days late)
Arr. Khartoum	07 July	(Wed.)	Arr. Khartoum	09 July	<i>Delia</i> (2 days late)

The scheduled days of arrival and departure vary between the no. 74 and no.75 services for the reason explained previously. I am able to provide more accurate detail of the services here than those given in my book (Ref. 2), having discovered, after its publication, more complete movement records in *Lloyd's Daily List* (Ref. 3).




Figure 1

Cover date-stamped Zaria, 26 June 1937. It was sent by train to Kano from where it departed 3 days late via service WAN74, operated by the DH86 *Delia*. After arrival at Khartoum 2 July, it departed the following day via Imperial Airways service KN1, operated by the Short S23 flying boat *Centaurus*, which arrived at Southampton 5 July.

The West African mail was 2 days late.



Figure 2

Cover date-stamped Onitsha, 30 June 1937, back-stamped Oshogbo 2 July and Lagos 4 July. It was sent by the Monday train to Kano from where it departed on 8th via service WAN75, operated by the DH86 *Delia*, which arrived Khartoum on 9th. It was then flown by Imperial Airways service KN2, operated by the Short S23 flying boat *Canopus*, which departed 10th and arrived Southampton 13 July.

The West African mail was 3 days late.



Figure 3

Cover date-stamped Altringham, 1 July 1937, back-stamped Maiduguri 14th. It was flown by I.A. service KS2, operated by the S23 flying boat *Courtier*, which departed Southampton 9 July and arrived Khartoum 12th (1 day late). It was then flown by service WAS76, operated by *Delia* to Fort Lamy, then by *Dione*, which departed Khartoum 13 July and arrived Maiduguri 14th. *Dione* flew WAS76 through to Lagos, it being the first southbound service after Apapa aerodrome was reopened.

References

- 1 Postal Museum and Archive, London, "Air Mail Service to West Africa." Ref. Post 33. P27314/1938
- 2 Wingent, P., *Movements of Aircraft on Imperial Airways' African Route*, Winchester 1991
- 3 *Lloyd's Daily List*, editions between 30 June and 12 July 1937, Guildhall Library, London

Cameroun Harrison Airmail Stamps

Rob May

I apologise for the poor quality of the image of a cover herewith. This item appeared for sale on eBay in March 2011 and the image is taken from there. The cover bears a set of the seven Harrison-printed photogravure airmail stamps of Cameroun, postmarked 21 August 1943 and is obviously philatelic.

Stanley Gibbons states only '1942' as the issue date for both the postage and airmail sets. I have thought for some time that these airmail stamps seem to have been issued later than that, from the evidence of postmark dates I have seen on them. Even on the 'highly-franked' trans-Atlantic airmails, this set of stamps does not seem to have come into use until late 1943.

I therefore wonder if 21 August 1943 was the first day of issue, so this is a first day cover? The earliest date I have on commercial mail is a registered internal letter of 18 November 1943 from Kribi to Ebolowa (not airmail!) using two of the 1fr 50c value.



It may be that a member has found a definitive documentary source with an issue date, in which case I would like to let the SG catalogue editor know. Otherwise can members please check their collections for any earlier date of use than this?

Rate Marks on St Helena Mail

Bernard Mabbett

The article by Robert Johnson FRPSL concerning the House of Commons debate on 11 August 1882 in *Cameo* 84 (Ref. 1) got me thinking about the rate markings on covers in my own collection.

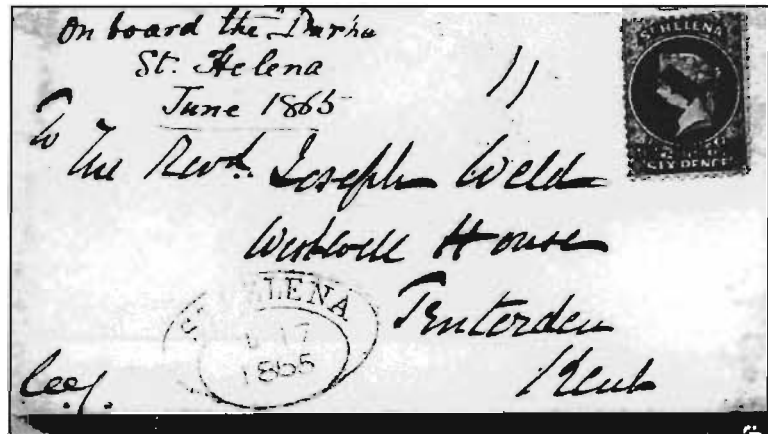


Figure 1

1865 cover to UK via Packet
m/s 11

(All illustrations at approx. 80%)

The normal rate marks found on early stamped mail to the UK are either '11' (Fig. 1) for mail franked 1/- sent via the Packet service, or '2' for mail franked at the 4d Ship Letter rate (Fig. 2). These rates indicated that either 11d was due to the G.P.O. and 1d to the Colony, or in the case of a Ship Letter 2d to each authority. The 1/- Packet and 4d Ship Letter rates were in force from 27 April 1863 to 30 June 1876. Rate marks on mail to the UK appear to have stopped being used by 1870, although they were still used on mail to other countries.




Figure 2

1864 cover to UK via Ship
m/s 2d

On 1 July 1876 the Packet Letter postage rate to the UK was reduced to 6d, and the Ship Letter rate was increased from 4d to 6d, with the rate to foreign countries being set at 7½d. These new rates were very short lived due to the dramatic drop in revenue to the St. Helena Post Office, and on 1 April 1877 the Packet rate to the UK was increased back to 1/-, while the Ship Letter rate reverted back to 4d. The rate to overseas countries was increased to 1/1½d. From this date mail to the UK at the 1/- Packet Letter rate once again received a rate mark, this time '6', indicating that the postage of 1/- was to be split equally between the St. Helena Post Office and the G.P.O. in the UK (Fig. 3).

Robert's article from Hansard confirms that the postage was split 50/50 between the UK and the St. Helena Post Office, and answers the question of why rate marks started appearing on mail to the UK from 1877 until December 1883. On 1 January 1884 the postage by Packet Letter was once again reduce to 6d thereby negating the need for any rate markings on UK mail.

Reference

- 1 Johnson R., "Hansard - St Helena Revenue for Mails", *Cameo*, Volume 12 p181, WASC, October 2011




Figure 3
1883 cover to UK via Packet
m/s 6



Recent St Helena Mail with Incorrect Year in Cancel

Anthony Bishop

On 1 November 2011 I sent a number of prepared covers to the St Helena Post Office at Jamestown for servicing. The package consisted of:

- 8 at the registration rate (£1)
- 4 at the air mail rate (50p)
- 13 at the surface rate (35p). One of these is illustrated as figure 1.



Figure 1 35p rated cover for surface mail, cancelled with incorrect year slug (2011 for 2012)

Although I had not specified such, all the covers were returned in a large cover (Fig. 2) with a £1 postage stamp for the air mail rate. Every cover, including this, had been cancelled with the Jamestown oval date stamp showing the year as 2011 instead of 2012. Does this indicate that ALL of this year's mail up to this date had been cancelled with the incorrect year?

Notice that the philatelic bureau handstamp does show the correct date. Incidentally, the 8 covers I sent for registration were not treated as such.




Figure 2

Outer cover sent air mail, cancelled with incorrect year slug of 2011 but with the correct date (2012) in the philatelic bureau handstamp

On several occasions in the past, both Bernard Mabbett and I have had mail cancelled with either the incorrect month or year in the date stamp. In this particular case, it may be only the canceller in the philatelic bureau section of the Post Office which had not been updated. Have any other reader's noticed similar occurrences this year? - Barry



Post Mortem Report on Napoleon Bonaparte

David Kindley FRPSL

I am Librarian of the Scottish Postal History Society and a Fellow and member of the Library Committee at the Royal College of Physicians of Edinburgh. Our Archivist Alison Scott is cataloguing the deposited collections at the college library, and both Stewart Duncan and I thought that the illustrated report opposite would be of interest to St Helena followers. It may be found at: <http://www.rcpe.ac.uk/library/archives/napoleon/index.php>

The following text is taken from this site:

This surprising find was amongst the correspondence of John Abercrombie. Abercrombie was a popular doctor in early 19th Century Edinburgh. His private means gave him the opportunity to pursue his academic interests and in 1828 he published Diseases of the Stomach, Intestinal Canal, the Liver and the other Viscera of the Abdomen. It was probably because of his known interest in diseases of the stomach that an unknown friend or associate sent Abercrombie a copy of the post mortem.

The report was written from Longwood House (on St Helena), where Bonaparte had been kept since 1815, and is dated the day he died. The first comment in the report is on how fat Bonaparte's body appeared and an inch and a half of fat was discovered over his abdomen. But that is not what killed him. The condition of his stomach is described:

'The internal surface of the stomach to nearly its whole extent was a mass of cancerous disease or schirrous portions advancing to cancer'. As if that wasn't enough it was also discovered that he had a stomach ulcer big enough 'to allow the passage of the little finger'.

The report is not signed. Lines have been left for signatures marked A, M and L for Antommarchi, who conducted the autopsy, possibly Montholon, a French General in exile with Napoleon, and Hudson Lowe, the Governor of St Helena.

Longwood St. Helena May 5th 1821.

Report of appearances on dissection of
the body of Napoleon Bonaparte.

On a superficial view the body appeared
very fat, which state was confirmed by
the first incision down its centre where
the fat was upwards of one inch thick over
the sternum, and one inch and half over
the abdomen. — On cutting through the
cartilages of the ribs and exposing the
cavity of the thorax, a trifling adhesion
of the left pleura was found to the pleura
costalis. About three ounces of reddish
fluid were contained in the left cavity
and nearly eight ounces in the right. The
lungs were quite sound. — The pericardium
was natural and contained about an
ounce of fluid.

The heart was of the natural size
but thickly covered with fat. The auricles
and ventricles exhibited nothing extraordinary
except that the muscular parts appeared
rather

Sierra Leone Instructional Mark - New Discovery?

Keith Hanman

The cover illustrated (Fig. 1) was posted on 5 July 1938 at the correct 1/- rate for a half-ounce, and was probably carried by Imperial Airways night flight from Croydon to Frankfurt. From there Deutsche Lufthansa lifted it to Bathurst and then by Elders Colonial Airways to Freetown. The aircraft used for the last stage was a Short Scion Senior floatplane (G-AENX).

Given the date, this cover was part of the first flight mail for *official* mail as there had been an earlier flight that was more of a test flight. In manuscript at the top left the item has been annotated 'by Air throughout'.

There are two particular cachets. The first on the front in a black box 'Non reclame, NOT CALLED FOR' is a major new discovery as it is not listed in either of the books by Philip Beale (Ref. 1) or Frank Walton (Ref. 2). In size it does conform with Philip's Type M9 that can be seen on page 82 but not Type 13 which is in vermilion. Also on the reverse is Philip's Type M19 which he advises as being rarely seen, page 84.

The West African Post Office Impression Books have not yet been seen.



Figure 1

1938 cover with unrecorded handstamp (above)
and back markings (right)

Thanks go to Barbara Priddy and Peter Wingent for the advice on rates and routes.

References

- 1 Beale P.O., *The Postal Service of Sierra Leone...*, RPSL, London 1988
- 2 Walton F.L., *The Postmarks of Sierra Leone 1854-1961*, WASC, Sheffield 1990

Nigeria's First Stamps and Postal Stationery, 1914

Dr Simon Heap

On 10 November 1913, just seven weeks before Southern and Northern Nigeria became one Nigeria, Frederick Lugard, who was in charge of the amalgamation process on the ground, wrote to the Secretary of State for the Colonies with three ideas regarding new postage stamps for the new colony. First, and most obviously, the necessity for a new series of stamps for Nigeria after 1 January 1914. Second, "I suggest the adoption of the existing Northern Nigeria design, substituting 'Nigeria' for 'Northern Nigeria', and third, that "I propose to have the existing stock of Northern Nigeria and Southern Nigeria postage stamps surcharged 'Nigeria' by the local printing press, to be on sale from 1 January 1914." (Ref. 1)

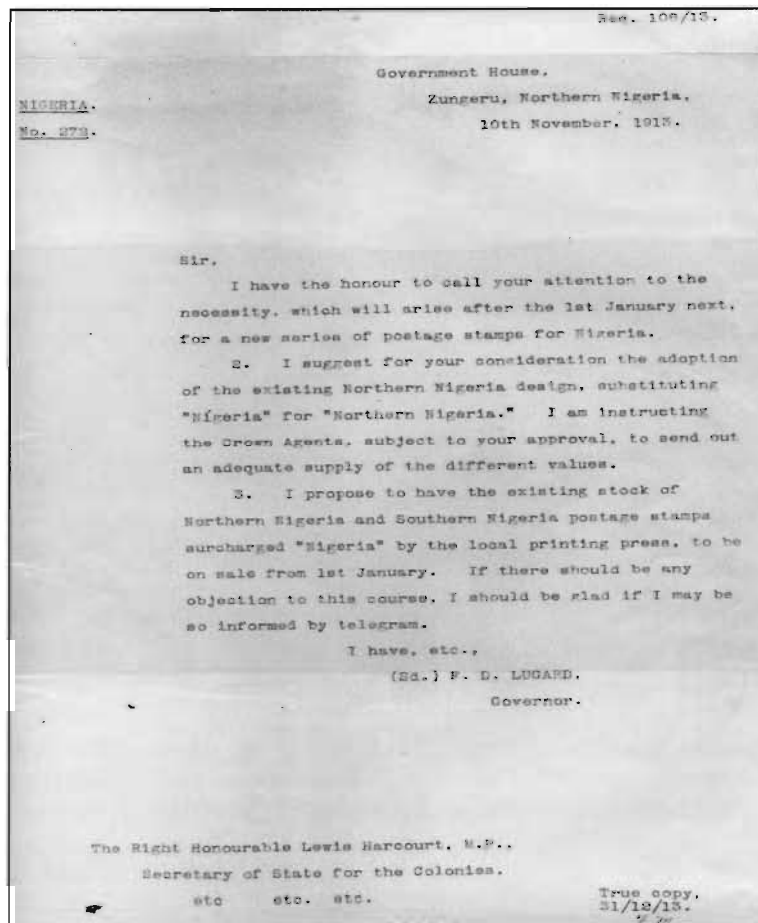


Figure 1 Lugard's despatch re. the new stamps for Nigeria

Of course, Lugard's view was not impartial, being the Northern Nigeria Governor at the time as well as at the birth of the colony back in 1900. Nonetheless, he did receive support from Donald Cameron, the Central Secretary in Lagos, who minuted: "Substituting 'Nigeria' for 'Northern Nigeria'. It is a good design and preferable to that of Southern Nigeria, I think. (Ref. 2)

Soon afterwards, James Somerville, Postmaster of Northern Nigeria, and Postmaster-General of the soon-to-be Nigeria, raised an order to the Crown Agents using a Southern Nigeria indent for £551 19s 10d of postal materials. It is worth listing the full order and the costs associated with each item:

- 1 Border duty dies 'Nigeria' each for 12 denominations of postage stamps. £15 each: £180
- 2 Three Postcard Plates at £3 each: £9
- 3 One Registered envelope - electrotype printing plate: £1

- 4 Stamps:
- 1,000,000 ½d: £26 11s 3d
 - 3,000,000 1d: £56 5s
 - 120,000 2d: £5
 - 120,000 2½d: £5
 - 240,000 3d: £9 11s 3d
 - 120,000 4d: £6 5s
 - 300,000 6d: £13 2s 5d
 - 300,000 1s £11 14s 4½d
 - 60,000 2s 6d: £5
 - 40,000 5s: £4
 - 40,000 10s: £4
 - 12,000 £1 £1 16s
- 5 10,000 booklets of 12 leaves each containing 16x1d and 12x½d stamps. Binding: £8 3s 4d. Enamelled cover: £3 5s. Leaves (advertisements): £10. Double leaf reverse order bond between stamps making leaves to each booklet
- 6 2,000 ½d postcards: £1 4s 7d
- 7 2,000 1d postcards – international single: 1 3s 7d
- 8 1,000 1dx1d international reply coupon: £1
- 9 16,000 G Registered envelopes: £19 12s
- 10 6,000 H Registered envelopes: £11 11s
- 11 3,000 H² Registered envelopes: £5 3s 6d
- 12 Wax paper interleaving: £31 8s 3d
- 13 Packing: £2 3s 5½d
- 14 Freight: £18 19s 10d
- 15 Inspection: £100

However, the change-over to Nigeria's first set of stamps had several hurdles to overcome. Most importantly, in a telegram to Lugard dated 2 December 1913, Secretary of State Harcourt made it quite clear: "no stamps should be surcharged. Existing stamps should be used until new ones are made available." (Ref. 3) Later in the month, Harcourt pressed home the point using a circular sent by one of his predecessors, Lord Ripon, on 18 August 1893, and which, given what we know about Oil Rivers postage stamps at that time, makes for interesting reading:

My attention has been called to the practice of issuing surcharged postage stamps, and to the temptation which it affords to the Post Masters and Treasurers and other public officers, of making irregular profits by dealing with stamp dealers and collectors.

If proper care is taken to maintain a sufficient supply of stamps, the practice of surcharging is unnecessary and it should never be resorted to unless absolutely required for the convenience of the public, and in every such case the officer responsible for keeping up the supply of stamps should be liable to be fined. (Ref. 4)

The ten thousand stamp booklets had their own process to follow. Twelve trade advertisements were required to be printed on the waxed paper interleaves. It was agreed to charge £5 per leaf. Postmaster-General Somerville knew that both Messrs Frederick T.H. Behn of Liverpool and John Piggott of London had earlier requested to be allowed to advertise in this issue of booklets and so he sent them details, to which the latter company firmed up its request. The Crown Agents then reported that the dozen spaces available in the Nigeria stamp booklets had been filled and £60 paid. The firms advertising were: Messrs Nestle Milk Co. (two spaces), Groves and Lindley, Fortnum and Mason, England Clothing Co., Miller Brothers, Bank of West Africa, Compagnie Francaise de l'Afrique Occidentale, John Piggott Ltd., Elder Dempster and Co., Army and Navy Stores, and Messrs Griffiths McAlister and Co. (Ref 5)

Nigeria began on 1 January 1914, and a week later the Crown Agents reported that the order for stamps and postal stationery would be completed in about thirteen weeks' time. They then added that no duty was mentioned in the Indent for the Registration Envelopes, "so orders

have been given to prepare a 2d electro as this duty has hitherto been supplied for Southern Nigeria." (Ref. 6)

Instructions had been given to print the new Nigerian stamps in the same ink as were formerly used for the Northern Nigeria stamps, that is: ½d to 2½d in singly fugitive inks and 3d and upwards in doubly fugitive inks, and the sheets numbered as in the case of the Southern Nigeria supplies and parcelled in 200s in brown paper.



Figure 2 A Specimen set of the new Nigeria stamps

On 9 March 1914, the Crown Agents then reported that the printers, Messrs De La Rue, were unable to make delivery of the half-penny postcards until about 13 March, instead of 1 March as originally promised. These postcards would be shipped by the mail of 24 March. (Ref. 7)

Delay occurred in the despatch of the penny postcards as it was not initially known whether the new Colony of Nigeria was to be regarded as belonging to the Postal Union. This question was only resolved months later in June 1914, when Somerville received instructions from the Secretary of State for the Colonies that the Colony of Nigeria should not be regarded as adhering to the Postal Union Convention, and so gave directions for the manufacture of the penny postcard plates accordingly. The penny postcards (single and reply) were despatched about 20 August 1914. (Ref. 8)

In this whole process, interesting lights are shed on the state of the new stamps vis-à-vis the old Northern and Southern Nigeria stamps by a letter from Harold Woolley, Somerville's Deputy, to Cameron, on 4 May 1914. The former reports that:

The new 'Nigeria' Postage Stamps have been received and will be available for issue within a few days.

No mention has been made of the destruction of the old issues and I recommend that they be not destroyed. The present stock of Southern Nigeria stamps is very small, since March t here have been no 2½d, 3d, 4d, 6d and 1s available and Northern Nigeria stamps have been called into use.

There is still a good supply in the Northern Provinces of most values and I suggest that these be held at present as a reserve supply in case the stock of new 'Nigeria' stamps becomes unduly depleted before 31 December 1914.

Care will be taken to see that supplies for philatelists specially making requisitions for stamps of the new denomination will be available at Lagos and Zungeru but I suggest there is no objection to the old denominations being used for postal purposes both in Northern

and Southern Provinces until it is known for certain that the quantity of new stamps now received will be sufficient to meet all demands made this year. It is impossible to gauge with any accuracy the big stamp dealers' needs. (Ref. 9)

References

All references taken from National Archives, Ibadan (NAI), Chief Secretary's Office (CSO) 19/1/1288

- 1 Frederick Lugard, Governor, Northern Nigeria, to Lewis Harcourt, Secretary of State for the Colonies, 10 November 1913. Thanks to Tony Simmonds who showed a copy of this despatch at the WASC meeting, 3 March 2012, and who encouraged me to write up this article
- 2 Minute by D.C. Cameron, Central Secretary, nd (soon after 10 November 1913)
- 3 Telegram from Harcourt to Lugard, 2 December 1913
- 4 Harcourt to Lugard, 20 December 1913
- 5 J. Somerville, Postmaster-General, to Cameron, 7 November 1913. Also in Jones N.M., *Nigeria: Embossed Envelopes, Postcards, Registered Envelopes, Stamp Booklets*, WASC, London 1983
- 6 P. Ezechiel, Crown Agents, London, to Cameron, 19 January 1914
- 7 Ezechiel to Cameron, 9 March 1914
- 8 Crown Agents, London, to Cameron, 20 June 1914
- 9 Harold Woolley, Deputy Postmaster-General, to Cameron, 4 May 1914



Ibadan's General Post Office, 1922

Dr Simon Heap

In early 1920, Assistant Postmaster-General Harold Woolley reported to his boss, James Somerville, that "The accommodation for Post and Telegraphs at Ibadan is inadequate and inconvenient and suggest that a new building - Type 'A' - be asked for as early as possible" (Ref. 1). With Ibadan the largest city in Africa, and still expanding at a rapid rate, this pressing need for a larger post office was not surprising.

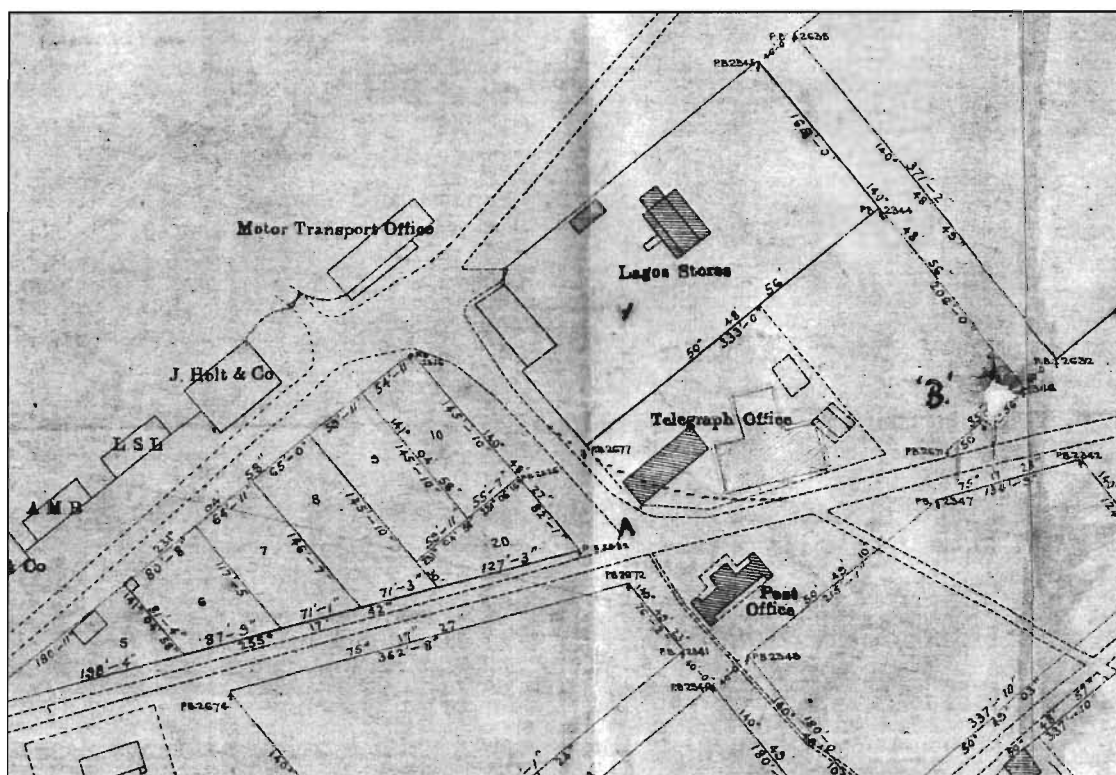


Figure 1 Plan of 1919

It was calculated that a new Post Office, with provision for 48 large and 48 small letter boxes and £100 of furniture and together with necessary fencing, would cost £2800. (Ref. 2) With a plan drawn by R. Drowyn from January 1919 to hand, and marking 'A' on the plan, Woolley

went on, "If the building is sanctioned the compound should be well fenced in. It is a corner site and unless precautions be (sic) taken the public will trespass and cause trouble." (Ref. 3) However, looking closely at the same plan and marking 'B' eastwards of the suggested site, it was recommended by the colonial authorities in Lagos that it would be, "Better to be at 'B', not 'A' in as cramped position near the corner of the road - dangerous site - owing to the amount of motor and foot traffic to and from the railway station." (Ref. 4)

This more favourable location along Bank Road was taken up and a Type 'A' Post Office was completed in 1922. (Ref. 5)

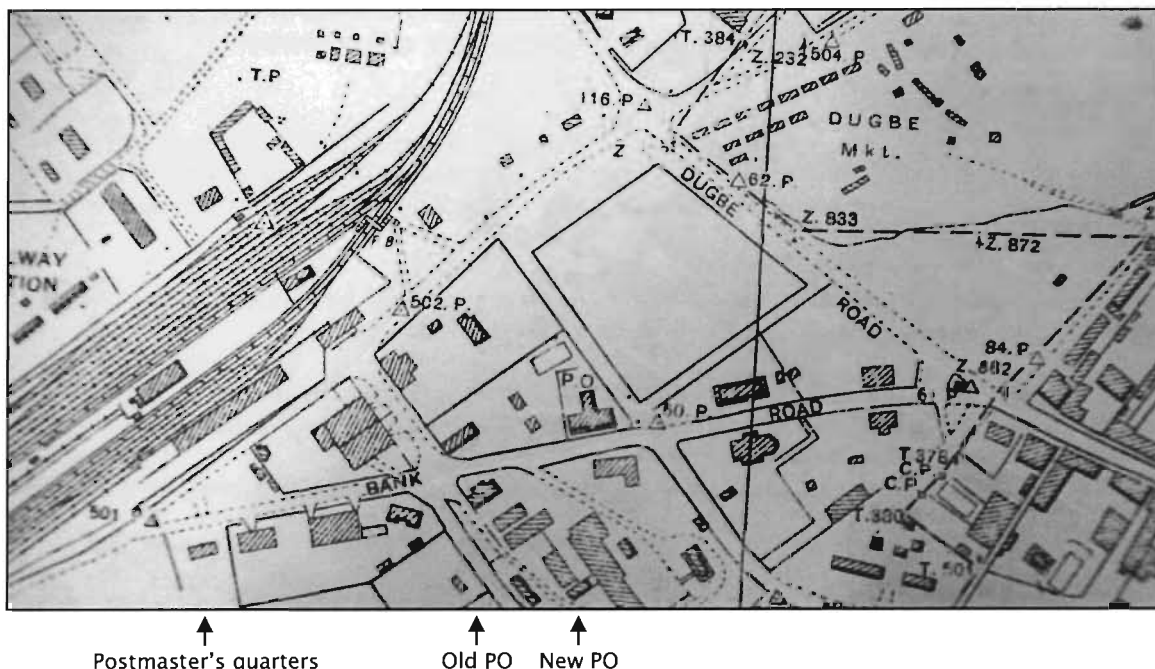


Figure 2 Map of Ibadan 1937

Ninety years later, the 1922 Post Office is still located in the grounds of the current General Post Office (with its main building where the Lagos Stores was in the 1919 map) and used by NIPOST staff today.



Figure 3 (left) The 1922 GPO (the T-shaped building)

Figure 4 (below) The distinctive frontage of the 1922 GPO on Bank Road today



References

References 1-4 from National Archives Ibadan (NAI), Chief Secretary's Office (CSO) 19/8/C.575/1920

- 1 Harold M. Woolley, Assistant Postmaster General, to James Somerville, Postmaster General, 30 January 1920
- 2 Minute by D. Bathgate, Central Secretariat, Lagos, 22 July 1920
- 3 Woolley to Somerville, 30 January 1920
- 4 Minute by Bathgate, 22 July 1920
- 5 *Nigeria Annual Report of Posts and Telegraphs Department*, 1922, p5

Philatelic Research – A Basic Guide

David R Beech FRPSL

For those at the beginning of a philatelic research project it will be of much value to them and the results of that research, to have a systematic approach. This article attempts to set out some basic concepts that will help the researcher.

This set of guidelines should not restrict the author in his vision or concept of his work, but should help him attain a satisfactory result of value to others and posterity.

1 Define your subject

1.1 Decide the subject matter of your research. Examples of this include: country, territory, dates, reign; is it postage stamps, postal stationery, meter stamps, revenue stamps or postal history, philatelic history: of what, or where, during which period; including postage rates, postal routes, postmarks, theme, etc.?

1.2 Write this down; it will be a useful discipline, but it should be flexible as the availability of research materials may change the course of, or extend, the research.

1.3 Decide on the level and extent of the published work; serious, serious detailed, introductory, light hearted, etc., if necessary tailored to where it may be published.

1.4 Check that it or something close, has not been done before (see 2 below), or that somebody else is not currently working on it too.

2 Check the literature

2.1 Find all, or as much as possible, of the literature and documents on your subject. This will take the form of books or monographs, articles in periodicals or serials, auction catalogues, catalogues, bibliographies, gray literature (semi published), CDs, internet web pages and archival files, etc.

2.2 Books are best found in a philatelic bibliography if one exists covering the subject area. Library catalogues if subject indexed serve much the same purpose. Those which are available on the internet and are keyword searchable are of particular value. See 2.3. General philatelic reference works may have important information, for example [de Worms] *Perkins, Bacon Records...*, and Williams, *Fundamentals of Philately*. Gray literature is semi published text. This will be conference papers, meeting notes, unpublished limited circulation material, etc.

2.3 Articles in periodicals are probably the most difficult to find. Research of periodicals should also be guided by tools in 2.2. These might be of a general nature for example *Stamp Lover* or specialised like *Irish Philately*; many may have less than helpful titles if you do not know the subject matter, e.g. *Upland Goose* (Falkland Islands) or *Maple Leaves* (Canada). Those with annual or cumulative indexes, if well constructed, offer the most help. The Catalogue of the American Philatelic Research Library which is available on the internet at: www.stamps.org/InmagicGenie/opac.aspx includes books and periodicals and is key word searchable. *The London Philatelist*, the journal of The Royal Philatelic Society London, has a key word searchable *Archival Edition* on CD covering its 120 volumes from 1892.

2.4 Auction catalogues, including specialised sales, may be difficult to discover if not listed in some way in a bibliography, etc.

2.5 Bibliographies or references in books or articles will be useful source of subject literature data. The more bibliographic data you find the easier it becomes to complete the process.

2.6 Archival files will contain original and probably definitive information. Such files probably are based on a correspondence of some kind, so other files may exist to reflect the other side of that correspondence (post office, printer, papermaker, designer, etc.) Most actions have a

financial consequence, so a financial file from perhaps a treasury department may be useful. Associated documents/files may contain the information that you are seeking and so should be inspected. Archival files will be kept in a country's national/local archives/library, a post office, the Union Postale Universelle (UPU), a printer, paper maker, taxing authority, etc. Think widely. Make sure to record file names, reference numbers or references, etc.

2.7 Non-philatelic materials will give background and other useful information, and these include: directories, Government or official publications, maps, newspapers, patents, timetables, biographies, Army and Navy lists, etc.

2.8 Make a list of the books, and the periodical titles with volume, page and date, etc., as well as web site details, and details of files, etc. See 4.4.

2.9 Read or at least examine those sections of books relevant and the same for periodicals. It will be helpful to do this in the order published; that is by date order. This will give an idea of the development of the subject and its history. Periodicals should be listed as in 4.4 below, with a note indicating usefulness. This may serve as a bibliography in the finished written work, and will be invaluable in recording texts to be revisited.

2.10 When conducting searches on the internet, keep references/web addresses and try to verify the information with primary sources. Remember that web pages are unlikely to be available for as long as a printed item. It might be wise to print them, or parts of them.

2.11 Do not believe everything that you find, perhaps especially on the internet, many researchers have not been accurate or have a good interpretation or perspective. An indication may be if the text does not include references and or a bibliography. Check information.

3 Examine philatelic material and discuss the research project with knowledgeable people

3.1 Examine as much material as may be available in private and public collections (museums, libraries and archives). Think widely as to where material may be held. It is to be expected that a nation's postal museum (it may be called a museum of communication) will specialise in the material of that country, but it may hold collections of other countries; for example the Museum of Communication, Berne, Switzerland holds an important collection of United States, the Charles A Hirzel Collection. The Museum of Communication, in The Hague, the Netherlands holds some archival material printed by the printing firm Enschede for the Transvaal Second Republic (1881 to 1899) being proof copies. One of the world's philatelic repositories contains many collections or archives covering a number of territories or disciplines; this is the British Library, Philatelic Collections, in London, UK. In all research projects this institution should be consulted as to available material and literature. They will not undertake your research work for you. Most institutions have web sites; but few give adequate or any information as to collections or research materials held.

Items etc. should be noted as to where these have been seen. In public collections material should be referred to by the name of the institution, the name of the collection or archive concerned and any volume description and page number etc. For example: The British Library, Philatelic Collections, the Tapling Collection, Japan section page 12. This will enable others to see what has been examined or to check on your findings at a later date. These details should be noted down at the time of examination, and will be an invaluable listing of what was seen and where. A list of postal museums and philatelic libraries, etc. with web sites is to be found at: www.bl.uk/collections/philatelic/links

3.2 A few tips when looking at material.

Used stamps may be water damaged or their appearance may be affected by postmark ink oil. When looking at an item always do so on white or near white paper. A black paper background will almost certainly give a different appearance to a stamp. Always suspect that an item is not what it seems; always the first action of a good philatelist. Make clear and concise notes in a systematic way as you may not look at them again until sometime later.

3.3 If looking at essays, proof or archival material, record all the notations and reference numbers, etc., that may be associated with the items, even if they do not appear to be important. They may be or become significant later.

3.4 Museum, Library and Archive Collections will be available subject to conditions of access; these should be carefully checked well in advance before any approach is made.

3.5 You should have a clear understanding of the 'archival' background of a file, collection or item. This may be that information in an official file is definitive, or in a collection such as the Tapling Collection (the British Library, Philatelic Collections) which was completed in 1899, can not contain a later forgery, etc.

4 Write a plan of your article or book and start writing

4.1 Work out the order in which information or facts will be presented in sections/chapters/ paragraphs of your book or article. In a book these will form the basis of the contents page. Facts or information is usually best presented in chronological order or by subject and then chronologically arranged.

4.2 **References are vital.** They should always be given to prove a fact or to give further, perhaps definitive, information. In any work the question that the reader will ask is how does the author know that? References will give that evidence.

4.3 Include, where appropriate, references by a numbered system. These should be listed at the end of an article. In a book they may be at the end of each chapter or better still at the end after the last chapter and before the index.

4.4 References should be given as follows: -

Books: Author, title, place of publication, publisher, date of publication, ISBN. For example:

Morgan, Helen, *Blue Mauritius*, London, Atlantic Books, 2006, ISBN 1 84354 435 0

(For *Cameo* we have traditionally transposed the publisher and date of publication, i.e.:

Wilson J., *The Royal Philatelic Collection*, p67, The Dropmore Press, London 1952)

Remember that **the title is to be found on the title page** and not on the cover or spine.

Article in a periodical: Author, title of article, title of periodical, volume number (or whole number if the volume system is not used) page numbers, date of periodical. For example:

Beech, David R, "How to look after your Collection – A Basic Guide", *The London Philatelist*, volume 115, pp 68-70, March, 2006

4.5 **Always include an index in a book.** Remember that users may wish to refer to information in ways other than the way that the author has presented it. For example in a book about postage stamps which is arranged in a chronological order of the dates of issue, a user may be interested in a printer, this information may be found almost anywhere in the text. A good index will list the printer and so the desired information will be found.

4.6 An index is a list arranged alphabetically at the end of the book. A contents page or pages appear at the beginning of the work and is set out in the order in which the chapters or sections, etc. appear in the book. It is surprising just how often the two are confused!

4.7 Especially in the case of an article, it is important to set the scene by describing locations, and giving political, social and economic information, etc. The use of maps is to be encouraged.

4.8 All good research work should be published. In a periodical, an article may take the form of work in hand, sometimes put forward for comment, suggestion or criticism, usually in the form of a further article, letter to the editor, etc. The product of such a research process is likely to be definitive or accepted text, as an article, monograph or book. See 5.6.

4.9 As in most subjects, accuracy is everything.

4.10 Let the facts tell the story, not any prejudgement. However if facts are not all known, but there is a theory or theories about events, etc., make it clear that these are theories. Try to think

of all of the possibilities.

4.11 Write to tell the story, with its interpretation as may be appropriate, for the record and the reader.

4.12 Resist the temptation to start writing until you are sure that your research is as complete as it can be.

4.13 Start writing your work. Be concise, make your meaning clear, avoid complicated sentence construction and words with obscure meanings, and use the spell checker. Avoid foreign phrases.

5 Tips

5.1 Always acknowledge those who have helped.

5.2 Always give references to published work or other data, including unpublished manuscripts.

5.3 In articles, when referring to people who are dead always give their dates; you would be surprised about the number of people alive at the same time with the same or similar names. For example: Sir Edward Denny Bacon (1860-1938). In books this information may be collected into one section, perhaps with further biographic data.

5.4 While it does have a limited place, take great care not to judge past events by the standards of today. Make efforts to understand the history of philately as it affects your subject and the resulting issues of philatelic fashion. For example the limited number of collectors of Revenue material after the 1914-18 World War resulting in the rarest material likely to be after that event.

5.5 Always chose a title for your article or book that reflects its contents. For example: *Malta; The Stamps and Postal History 1576-1960*. One that does not is: *Of Kauri and Gold*, which is a postal, economic and social history of the Coromandel peninsular of New Zealand. Authors should bear in mind that databases that list their works will be key word searchable. The subject key words are not included in the title *Of Kauri and Gold* and so it will be much harder to find. Perhaps a fitting title would have been *New Zealand: The Postal History of the Coromandel Peninsular with its associated social and economic development 750-1993*.

5.6 The research process in periodicals is one of the presentation of facts/ideas/concepts, etc. being put forward to be followed by another author or authors putting forward complimentary or different views, which may extend the subject matter. Over time a consensus or proven view will be accepted. See 4.8.

5.7 Accept with an open mind the views of others and give references to others even if they take a different line.

5.8 Tabulate results if appropriate.

5.9 All illustrations in your work should be of good quality. The days of the use of photocopies have gone, unless these are all that is available. Images are liable to be copyright and the permission of the copyright owner must be obtained and acknowledged, as well as permission to reproduce. The ownership of an item is not necessarily synonymous with the ownership of copyright.

5.10 Grants may be available to meet some or all of the research expenses. These in the United Kingdom are from BPA Expertising Educational Charity; the British Philatelic Trust; the Chand A and Z Research Fund for Classic Philately (managed by the British Library, Philatelic Collections); the Julian Chapman Scholarship (managed by The Royal Philatelic Society London); the Revenue Philately Trust; the Stuart Rossiter Trust.

5.11 Accuracy is everything in research and its publication.

5.12 Get a third party (preferably a philatelist who has published research work) to look at your text and ask him or her to offer criticism and suggestions for improvement. The author is often too close to the work to see its short comings. Check the text for inconsistencies of such things as how dates are expressed, names, etc.

5.13 The golden rule in research and its publication is that it takes as long as it takes, not just the time that you have available. Especially with a book, you are only going to write it once, so make time to get it as right as you can. Set aside plenty of time and then add some more!

Below I give some references to works on philatelic research. I would strongly recommend James Negus's *Philatelic Literature. Compilation Techniques and Reference Sources*, which is the text most like a bible of the subject.

References

Kaiser, John Boynton, *Bibliography: The Basis of Philatelic Research*, Nineteenth American Philatelic Congress, Original Papers of Philatelic Themes Presented by Invitation, October 29, 30, 31 November 1, 1953, New Jersey [Alexandria] American Philatelic Congress, Inc., 1953, pp37-54

Negus, James, *Philatelic Literature. Compilation Techniques and Reference Sources*, Limassol, James Bendon, 1991. ISBN 9963-7624-3-3

Pearson, Patrick, *Advanced Philatelic Research*, London, Arthur Barker, 1971. ISBN 0 213 00326 0

Acknowledgments

Allan P Berry; Alan Drysdall; Geoff Eibl-Kaye; Gavin Fryer; Cheryl R. Ganz, Curator of Philately at the Smithsonian National Postal Museum, Washington DC; Jean-Claude Lavanchy, Curator Philately, Museum of Communication; Bern; Douglas Muir, Curator, Philately, British Postal Museum and Archive, London; Paul Skinner, Curator, the British Library, Philatelic Collections, London; David Tett and Frank Walton for information and or comments on the drafts of the text.

PA-4 Research. Final Version 4 [14/2/08] Amended 24/9/08

Copyright

David Beech is Head of the Philatelic Collections at the British Library. He is a Fellow of The Royal Philatelic Society London and was its President from 2003 to 2005.

Speaking as a Cameo Editor, I would urge all budding authors to particularly take note of the first sentence of 5.9. In compiling this issue I have had to ask the contributors of two articles to please provide better quality images. Just as a reminder, all scanning must be done at a minimum of 300 dpi, preferably higher if colour or enlargement is required. Images from a website are NOT usually good enough for printing, unfortunately. Guidelines on how to submit an article for Cameo may be found at:

<http://www.wasc.org.uk/WASC4article.html>

Any reader who would like a printed copy, please ask either Rob May or myself. There, I've had my moan! - Barry



Ascension 1975 Space Satellite Issue

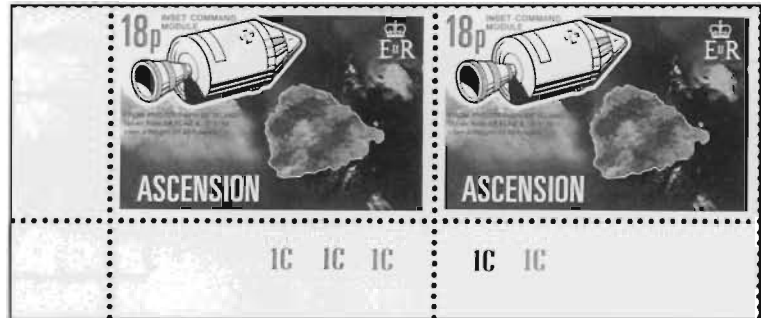
Barry Burns RPSL

During our 2002 visit to the South Atlantic with Robert Johnson, Bernard Mabbett, Richard Payne and Alan Scrine, we made many visits to the official Castle archives in Jamestown, St Helena. In the correspondence files we noted a number of references to the Ascension 1975 Satellite issue (Fig. 1), which were photocopied with the kind permission of the then Archivist Maureen Stevens.



Figure 1

Ascension 1975 set of two, depicting Ascension Island 'from satellite'



The first item is a letter from the St Helena Postmaster dated 27 February 1975 to the Postmaster at Ascension (Fig. 2, below). Note the typed spelling of 'Satellite' crossed through with m/s satellite over. The spelling of this word was a problem through the correspondence! Note also the huge number of first day cover envelopes - obviously this issue was aimed at the US market.

No B/212/43



Post Office
 Jamestown
 St Helena Island
 South Atlantic Ocean.

27 February 1975.

Postmaster
 Ascension Island.

You will be receiving under separate cover 5,300 First Day Cover envelopes of the Ascension from ~~Satellite~~^{Satellite} stamp issue which is due to be released on the 20 March 1975.

The covers are for use as follows:-

- 1500 for Ascension
- 500 for Crown Agents
- 300 for St Helena
- 3000 for American dealer
- 5300

The 3000 for the American dealer should be sent airfreight to "The Unicover Corporation, Cheyenne, Wyoming 82008, United States of America!"

Yours faithfully

[Handwritten signature]
 Postmaster.

Figure 2

The next item (Fig. 3, p104) is a rough sketch of the first day cover, showing the Arms of St Helena and position for the two stamps, but the misspelling 'Sattlite' required correcting as shown (Fig. 4). However, although now corrected, another spelling error is introduced with 'Asceneion'! Note also the arrow above the Arms - suggesting an upward move towards the text?

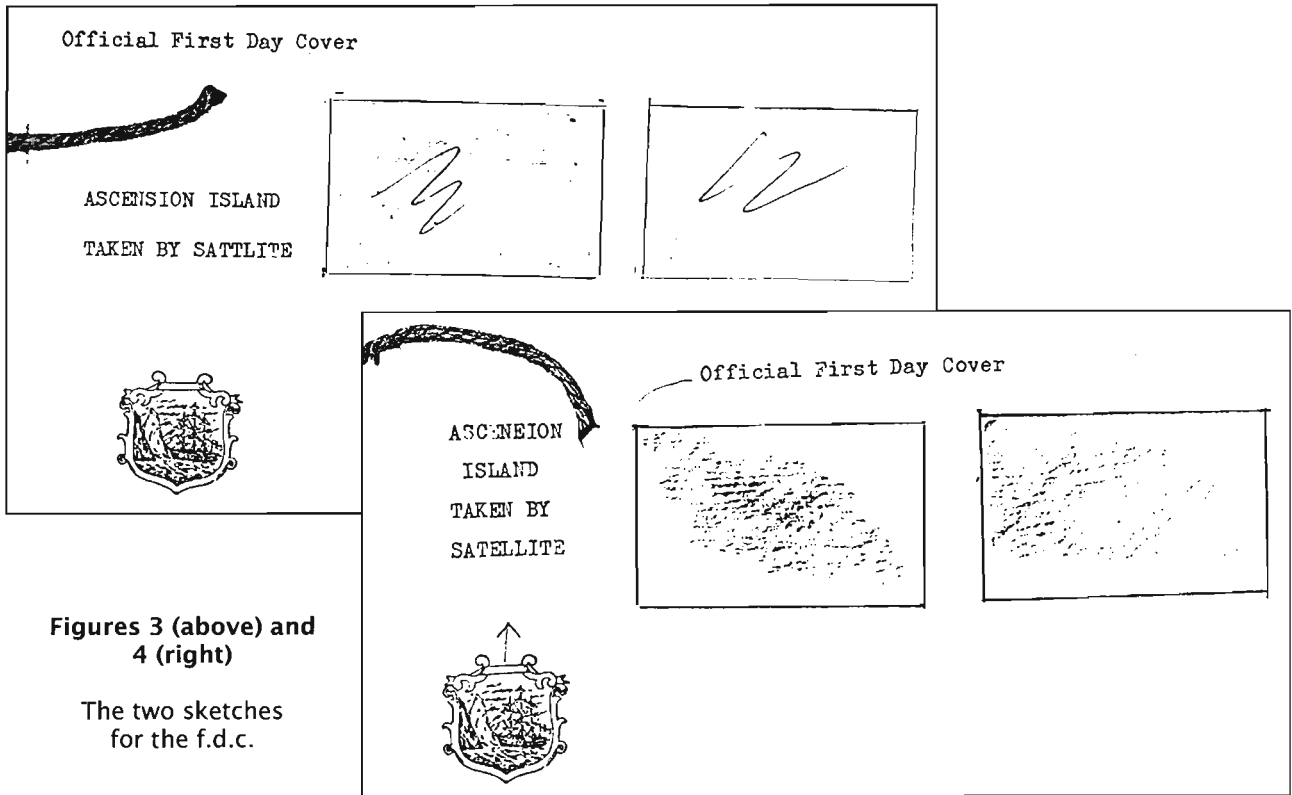


Figure 5 below depicts the notice for this issue at Jamestown....

PUBLIC NOTICE

Special Issue of Ascension Postage Stamps

On the 20th March, 1975, a special issue of stamps will be released for sale depicting Ascension Island taken from a satellite. The stamps will remain on sale for a period of three months or until stocks are exhausted, whichever is the earlier.

The issue will consist of two values, viz. 2p and 18p obtainable from the Post Office, St. Helena. A limited number of First Day Covers will also be available at 26p each.

A. E. D. Clarke,
Postmaster.

The Post Office, St. Helena,
1st March 1975.

Figure 5

Printed at the Government Printing Office, The Castle, St. Helena.

16/100/1975

S. H. A. Young, Government Printer.

...and the withdrawal notice is shown in Figure 6.

Figure 6



Sheetlet file
S

PUBLIC NOTICE

Withdrawal of Ascension Postage Stamps

The special issue of Ascension stamps depicting Ascension Island taken from a satellite, released for sale on the 20th March, 1975, will be withdrawn from sale at the close of business on the 19th June, 1975.

A. E. D. Clarke,
Postmaster.

The Post Office, St. Helena,
28th May, 1975.

Printed at the Government Printing Office, The Castle, St. Helena.
S. H. A. Young, Government Printer.

30/100 1975

These spelling errors are not the only mistakes concerning the issue. The SG catalogue entry (SG 185, 186) informs readers that the date '11.1.73' on the 2p is incorrect in that Skylab 3 was launched in July 1973 and returned to Earth in September 1973. The date on the 18p is also incorrect (!) The photograph was taken on 6 January 1974, three days later than the date given in the caption.

Kamerun-Congo Border Delimitation Vignettes 1908

Bob Maddocks

In his letter to the Editor in *Cameo* 85 of January 2012 (p3) John Mayne illustrated a sheetlet of one of a set of five different coloured vignettes dated 1905-1906. Ostensibly they mark the contemporary delimitation of German Kamerun and French Congo-Chari frontiers. The vignettes have no known official provenance and appear to be a private German venture, notwithstanding the bilingual inscriptions. France had been dispossessed of colonial territory she had rightfully acquired by exploration and occupation and would hardly have been a party to advertising its loss. It is logical to conclude the vignettes were German propaganda to mark its appearance as a colonial power.

I have a later dated almost identical set of the same vignettes also in five colours: dark blue, dark green, carmine, purple and brown. The only difference is that they are headed in German 'Marz Berlin 1908' (Fig. 1, page 114).

continued page 114....

The West African Currency Board - Some Notes with a Nigerian Bias

Bob Maddocks

The West African Currency Board (WACB) was established in London in November 1912. Its purpose was to provide for and control the supply of currency as legal tender for use in common in the four British West African colonies of Gambia, Gold Coast, Nigeria and Sierra Leone. This new currency, initially coinage, whilst inter-changeable with British sterling, was created for British West Africa to replace British silver coinage. The latter had, for some time past, been introduced along the coast in the course of Anglo-African trade, adding to and becoming preferred to the motley mixture of indigenous currencies such as cowrie shells, brass and copper rods and manilas. The movement of silver coin out of Britain by private enterprise was not controlled by the Government.



Figure 1 (left)

WACB 20/- bank note first design domiciled Lagos 21 January 1928
frame vermillion, vignette black

Marked twice by handstamp
CANCELLED in black on being
taken out of circulation




Figure 1A (right)

Reverse of above
Value in Arabic characters
(black)

The Board established its first centre at Lagos, Nigeria and subsequently in each of the other colonies. To run them it appointed the Bank of British West Africa Ltd., then the recognised banker to all four Colonial Governments. The sole exception came as late as 1948 when, in Southern Cameroons, a new sub-centre established at Victoria was put in charge of Barclays Bank Dominion Colonial & Overseas Ltd.

The new British West African currency became legal tender in June 1913 with the introduction of the coinage. The Board's notes began to be issued in 1916. This was earlier than anticipated because of the growing difficulties in obtaining regular supplies of the new silver coin from Britain in WWI. Also because of the Africans' propensity to bank their wealth in mother earth - a practice which reduced the actual amount of coinage in circulation.

The first consignment of bank notes was dispatched to the WACB's centre of issue in Lagos in June 1916. These notes were in denominations of 10/- and 20/- and were Lagos domiciled for redemption purposes. Central to the design on their front was the ubiquitous palm tree (Fig. 1, 20/-); the reverse was left plain white except for the value printed in black in Hausa in Arabic characters (Fig. 1A).

A 100/- note was printed and issued in 1919 but was withdrawn in 1923 as too large a value for normal demand. It was not re-issued until 1954 (see Fig. 5). A 1/- note (Fig. 2) went into circulation in 1918/19 and also a 2/- note but they never found favour with the public because of their lack of durability through frequent handling; they were also withdrawn. Moreover, unlike their metal counterparts, notes, when cached, were lost to damp and termites. But then the WACB's 2/- coin, in turn, lacked public acceptability. Known in the local jargon as an 'ljebu', it had apparently once been counterfeited in quantity in the Nigerian town of that name.

Figure 2 (right)

WACB 1/- note
Lagos 30 November 1918
black printing on Venetian red paper
(Shown at c. 80%)



Post WWII in 1953/54 a set of three WACB notes with new designs were printed by Waterlow and Sons Ltd., London and went into circulation. It comprised 10/-, 20/- and 100/- or £5 denominations. The fronts featured in common an African river or lagoon scene with palm trees also, in predominant colours of green, red and blue respectively. They are illustrated on page 109 as Figures 3 (10/-) and 4 (100/-) and on the front cover (20/-). They omitted to carry the name of a specific centre for redemption. The reverse sides showed a scene of harvesting one of the main cash crops in West Africa - in turn, groundnuts, palm nuts and cacao; Figures 3A (10/-), 4A (100/-) and front cover (20/-).

Though these particular 'SPECIMEN' marked notes were genuine, as printed in 1958, 1957 and 1954 respectively, they did not go into circulation. Before they were required at the end of the 1950s the pending Nigerian Independence meant the WACB would cease to be that country's note issuer as the new Central Bank of Nigeria took over that responsibility. Accordingly, unissued stocks became surplus to requirements and were destroyed. However, an unknown number of sets was overprinted 'SPECIMEN' in black or red by the Board and given as souvenirs to those who were then associated with its operations. 'SPECIMEN' notes are normally not numbered and issued only for public recognition/familiarisation purposes on the first introduction of a new currency or of a new design being publicised by the authorised issuer.

The Central Bank of Nigeria established in March 1958 formally began operations in July 1959 and immediately took over the country's note issuing function from the WACB. Its own notes of 10/-, 20/- and £5 were, however, of the same basic designs and colours as their predecessors but were now headed Federation of Nigeria / Central Bank of Nigeria. The £5 note as illustrated (Fig. 5, page 109) was obviously used for publicity purposes and not intended for circulation. Marked in red 'SPECIMEN' it also had no serial number, other than the six zeros, and had been punched with two holes to indicate it was not legal tender. But this didn't stop disingenuous locals removing such notes from publicity literature and persuading their gullible brethren otherwise.

The note conversion was virtually completed in Nigeria by the following March. WACB coinage was not fully replaced until over a year later because of the mammoth operation required to take the many millions of pieces out of circulation. The Board oversaw the withdrawal of its own currency, which ceased to be legal tender in Nigeria on 1 July 1962. Redeemed notes were stamped cancelled (see Fig. 1) then shredded and/or burnt at Lagos; the coins were shipped to England and elsewhere to be melted down.

Earlier, in 1957, the WACB, had in a similar operation involving the then newly established Bank of Ghana, had bowed out of the former Gold Coast when that colony attained Independence. Its centre in Accra closed on 31 December 1960. Sierra Leone, which became independent in 1961 also set up its own national issuing authority and currency.

This left the smallest of the original four members of the WACB, the Gambia, to continue using the Board's currency as legal tender. In 1965 the Gambia Currency Board was created and issued its own notes though still availing itself of WACB's coinage. On Gambia's Independence in 1971 it was replaced by the new Central Bank of the Gambia and a new decimal currency issued.

Thereafter the WACB was able finally to liquidate itself as its essential role in introducing and maintaining and then withdrawing a common currency used by four different colonies for close on sixty years was played out. Its achievements were virtually unsung. At the peak of its activities in 1957 the Board was estimated to have had over £100 million of its currency in circulation (Ref. 1).

But one coin in particular remained on the Coast in quantity as a 'fixed asset', though not in the financial sense. Because of its small size (20mm in diameter) and having been minted with a convenient hole at its centre (as was the ½d and 1d) the tenth of a penny was found by enterprising Nigerian builders to be a cheaper alternative to the metal washers normally used in fixing corrugated aluminium sheets to the rafters of their houses. Cash in the attic?

Ironically, it was not unknown for commercial banks accepting bags of this coin by weight to later find that they contained - you've guessed it - washers. WAWA!

Incidentally, British West Africa along with British East Africa were the only territories of the British Dominions and Colonies to have had coinage minted, in 1936, bearing the name of the new but uncrowned monarch Edward VIII (both sides of a tenth penny coin illustrated below).



Note

All illustrations of the notes accompanying this article are shown at approximately 60% unless otherwise stated

Reference

- 1 Loynes J.B., *The West African Currency Board 1912-1962*, WACB, London 1962

Cameroon became Unhinged when faced by St Helena's Cancellers!

Bob Maddocks

The following snippet from the *Daily Telegraph* of 7 May 2012 caught my attention:

Howzat? Island makes its mark on world cricket by David Millward

Cricket fever is sweeping St Helena a volcanic outcrop in the South Atlantic best known as the island where Napoleon was exiled. A heroes' welcome awaits the island's team after it won its first international, beating Cameroon by nine wickets, when they come home next weekend. With a population of just under 4000, the odds have been stacked against the 'Saints' even though cricket has been played on the island since 1903. Just reaching the tournament in South Africa was a feat as islanders had to raise £24,000 to cover the team's travel costs. The players then had to endure a five-day sea voyage on a mail ship.



Figure 3
WACB 10/-, 4 February 1958. Post WWII new design



Figure 3A
Reverse of Figure 3, harvesting groundnuts



Figure 4 (left)
WACB 100/- or £5 note
20 April 1954
Post WWII new design

Figure 4A (right)
Reverse of Figure 4
harvesting palm nuts




Figure 5
Central Bank of Nigeria £5, 15 September 1958. SPECIMEN first note issue of new Central Bank for use in the independent Federation of Nigeria

Sierra Leone Edward VII 5s Forgery

Frank Walton FRPSL

There have been previous articles in *Cameo* concerning forged keyplates for the Victoria 2s, 5s & £1 and the Edward VII £1 (Refs. 1 to 4), but I have never encountered a forgery of the Edwardian five shilling value before.

The stamp illustrated as Figure 1 below just looks wrong, so is unlikely to fool and serious collector. A genuine stamp is shown (Fig. 2) for comparison. The forgery has a Multiple Crown CA watermark, as SG 97. As well as the shape of just about all the individual letters being wrong, the shade is red-orange rather than carmine.

What I have not been able to work out is the 'postmark'. The readable portions are '...NEM...' and '...ANEMO...', but have not been able to deduce where this is from. As with the other examples seen, this was almost certainly created by bleaching the colony name and value out of a cheap 'host' stamp and then printing the SIERRA LEONE and 5s elements.

Has anyone seen a similar example before?



Figure 1. Forged 5s stamp.

Figure 2. Genuine 5s stamp.

References

1. Frank Walton, Sierra Leone QV Five shilling Forgery, *Cameo*, p82, Whole Number 66, Vol 9 No. 2, Oct 2005.
2. Robin Davis, Sierra Leone Edward VII £1 Forgeries, *Cameo*, p86, Whole Number 71, Vol 10 No. 2, Jun 2007.
3. Frank Walton, Sierra Leone Edward VII £1 Forgeries, *Cameo*, p87, Whole Number 71, Vol 10 No. 2, Jun 2007.
4. Frank Walton, Sierra Leone QV £1 Forgery, *Cameo*, p108, Whole Number 77, Vol 11 No. 2, Jun 2009.

Manuscript Cancellations of Akwapim Mampong, Gold Coast

Barry Burns FRPSL

I am able to illustrate the following three Gold Coast items from the collection of a late friend, with the kind co-operation of his widow.

The stamps are all the 1908 KEVII One Penny red, SG 70, and in each case they are cancelled across with the date and *akwapim mampong* in black ink. The dates are, respectively, 9-4-10; 5/12/10 and 6/12/10. The last two are undoubtedly in the same hand, as indeed may be the first, although the date is written in a different style.



According to Michael Ensor (Ref. 1), four of these cancellations have been recorded for 10/5/10, 17/6/10, 2 7 10 and 6/4/11. The first of the above therefore predates them. The *Gazette* records the move of the branch office at Akropong to Mampong in 1909 and the first recorded use of the Mampong datestamp is in 1911.

I may be able to offer these pieces in a future WASC auction for readers who may be interested.

Reference

- 1 Ensor M. (Ed), *The Postal Services of the Gold Coast 1901-1957*, p136, WASC, Dronfield 1998



Ghana Flag Colour Shift

Philip Quirk

I illustrated a copy of the Ghana 1959 definitive 6d, used in July 1963 (SG 220).

A 6mm downward shift in the green colour has effectively moved the flag band from the bottom of the stamp to the top; stamps in the first row of the sheet would have had green omitted (this being listed as SG 220a, £140 mint).



Cameroon: 1f75 Forgeries

Dudley Cobb

In my book *Cameroon: The 1940 Overprints* I described what I then believed to be a trial overprint, 'the only one known in orange', on the 1f75 elephant design. 'I have seen two copies as a vertical pair, and the overprint on the lower stamp is inverted.... the stamps appear to be authentic. The tête-bêche pair was illustrated there, in Plate 4. Further on, without doubting its authenticity, I said 'More copies of the 1f75 trial are needed before it can sensibly be discussed.



Fifteen years on, that time has come. I have recently been able to examine four of these tête-bêche pairs. None of the overprints are in my opinion authentic. Two of the other holders share that view. Most significantly, the font differs in several aspects from that employed on the 1940 postal overprints, and the wartime revenue overprints, made by Imprimerie Commerciale du Cameroun at Douala.

The references to a 1f75 trial in my book are accordingly wrong. There is a further consequence. My pair, and at least one other, are signed (on the inverted stamp): potentially, if separated, the lower ones could be taken for authenticated examples of the known variety among the 1f75 definitives. That inverted overprint can, however, be plated and the font shows no departure from the norm for definitive. Caveat emptor.



Interesting 1937 Cover from Lagos to AEF

John Yeomans FRPSL



My main interest is in French Equatorial Africa and I have an interesting cover of 1937 sent from Lagos on 9 April addressed to Libreville with a transit Fernando Po 19 April and receiving mark 3 May 1937, and would be interested in the confirmation of the rate 3d for foreign mail and steamer route from Lagos?

Additional Points

The letter heading French West Africa Lines would normally indicate mail from Nigeria via a French port e.g. Cotonou? to Libreville carried by say Chargeurs Reunis who operated a service in 1937 from Bordeaux to Dakar and Matadi, the Belgian Congo port on the River Congo (not routed via Fernando Po).



The censor mark 'Censura Militar Guinea Espanola' and other slogan mark I believe relate to the Spanish Civil War when Fernando Po was on the side of the Nationalists.

Weak Air Mail Services three lines strike with '-Se' at end of word in first line - no air mail service?

All in all a special cover with a number of challenges and questions and looking at the list of subject editors the questions would seem to sit in several categories!

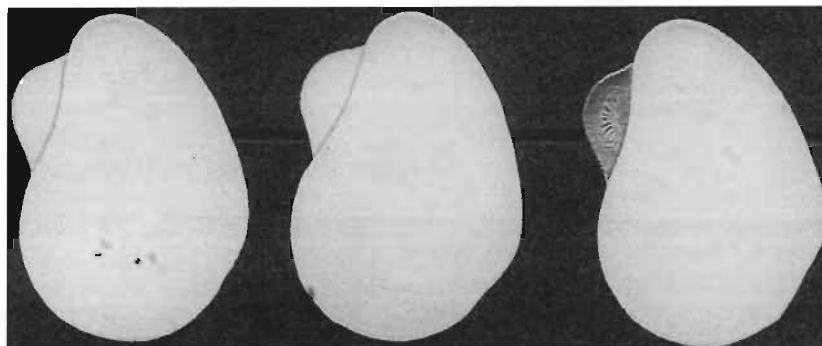


Sierra Leone - Missing Colours?

Peter Rolfe

The very first self-adhesive definitive postage stamps were issued by Sierra Leone in 1965 and the lower values were in the shape of a cola nut with a small handling tab at the top left. There were various re-issues in 1967/8/9 with different values and colouring. They were issued singly in boxes of 100.

Over the last year or so, there have been offers of 'missing colours' of some of these on E-bay or other websites. I have recently had an opportunity to examine three examples, and all are not what they purport to be. All three (and at least two more in other hands) are examples of the backing paper with the stamp removed but the tab still in place. This can be shown as they are thinner and translucent when held up to light, as the real thing is fully opaque. The particular item can usually be identified by colour traces on the tab and by the embossing, which is also on the backing paper. It is likely that this can occur naturally and is not necessarily the result of deliberate fraud. It is well known that the 1963 World's Fair and Kennedy issues can be separated from the backing during handling and it is very probable that these issues had the same problem, so that an apparent blank stamp can turn up in a batch of loose stamps. However philatelists should be wary about this or similar items. Caveat Emptor!



....continued from page 105

Central to the design thereunder is an imperial crown between the names of Karl der Grosse and Charlemagne and over their juxtaposed heads. Below them is a globe showing Congo and Kamerun on a map of Africa. This in turn is supported on the left by a rifle-carrying German soldier and on the right by a French one. At their feet is a seated lion and the dates 1905-1906 (because the numbers are blurred 1905 could be 1903) concluding with 'Delimitation de la Frontiere'.

The dates on the vignettes probably relate to those of a number of joint surveys made in the early twentieth century to firm up outstanding putative boundaries. These had first been outlined in a Franco-German Agreement of 24 December 1885, followed by another of 16 March 1894, to give the fledgling German colony of Kamerun its basic form and shape.



Figure 1
Kamerun-Congo Border
Delimitation Vignette 1908

Army Correspondence Card for WWI from Gold Coast

John Mayne

The acquisition recently of an item from the Gold Coast raises several questions and I welcome thoughts from other members, please.

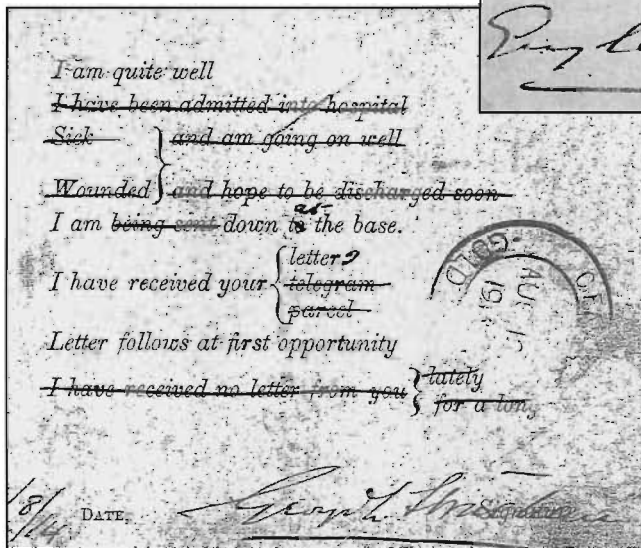


Figure 1
Front and back of army correspondence
card used from Victoriaborg
12 August 1914

It is an Army Correspondence card (Fig. 1) from World War I, and I am informed by a member conversant with Gold Coast it is the only card of its kind he has seen from the country. The first question, therefore, is have any other members seen one or maybe own one?

The card was written on 11 August 1914, the day West African troops prepared to depart by sea for Lome, Togoland. Troops arrived Lome the next day. The message acknowledges the receipt of letters from the addressee and states 'I am down at base' - but where was base camp?

The postage of one penny was met by a Gold Coast adhesive, but why was postage paid - I thought forces mail passed free of charge for troops; the Germans had refused an offer to surrender and when Captain Barker returned on 7 August he found that the Germans had evacuated the city. Presumably it can be considered a state of war commenced from that date.

The card was routed from Victoriaborg on 12 August 1914, the same day as it received the World War I censorship mark, Ensor Type 1E recorded only on this date. The date of the mark on the card is faint but can be taken as 12 August. Michael states that Censors were quickly appointed at Accra, Axim, Cape Coast, Quittah and Secondee, but where was this card censored?

I understand that Victoriaborg is an outlying district of Accra, so the next questions are: was the card censored at Accra, and if not, where was the censorship mark Type 1E employed? In addition, with the mark recorded by Michael, logically it was seen on an item of mail. If so, was that item a different one from this card? Does any member own an item with this mark; if so details would be very much appreciated.

I note incidentally that marks Type 1A and 1B, like 1E, are recorded on one day only (Michael's book illustrates the mark Type 1E with a date of 1914, although the text reads 1915).

Attempts to identify the addressee have proved fruitless. A search of local registers by Weston-Super-Mare Family History Society failed to unearth a name, the property in question long since demolished. This is thought to be 6 Steephelm (there is an island in the Bristol Channel, visible from Weston-Super-Mare, of this name) Terrace.

The name has proved more difficult, and enquiries down various routes failed to produce a conclusion. The 1911 census revealed a George Shechan, a single man aged 20 in 1911, who was born in Ireland and is thought at one time to have served in India, but there were no military entries against his name.

The Victoriaborg postmark caught my eye the moment I saw this item. Although registered mail from Swanzy to their London office is known cancelled at Lome post office - not only before the German surrender but shortly afterwards - as too is an item with a German seal illustrated by Martin and Walton (page 17) posted 16 August.

Overprinted German yacht stamps were first placed on sale at Lome post office on 17 September for four hours only, and the post office closed for a week, reopening on the 24th. Few covers are known posted on the 17th; I have seen three, (one held) and all have Victoriaborg backstamps - this the only date for which I have seen mail sent from Togo via that post office.

With my limited knowledge, the only troop activities in the eastern province at that time being the assembly of the invasion force, I am left with the thought that this card may have been sent by a member of that force and perhaps posted on arrival in Togo?

I welcome any thoughts or suggestions from members or readers.



Niger Coast Postage Stamp Dispatch Form

Michael Riggs

I recently bought on eBay a rather scruffy envelope. Inside it was the illustrated form below, signed by the Postmaster General, T.A. Wall, giving details of a stamp consignment to a collector in England.

The small print on the form shows that 200 were printed in October 1897. This form is numbered 104, which suggests that he was having to deal with collectors on an almost daily basis. It is interesting to note that he did not charge for postage (*unless some of the stamps listed were used for this purpose?*- Barry).

I wonder how many of these forms survive?

No. 104

GENERAL POST OFFICE,
OLD CALABAR,
8th June 1898.

Sir,

In answer to your letter of _____, containing
an enclosure of M.O. for £-15-^s, I have the honour
to forward the postage stamps, &c., indicated below:—

	£	s	d.
½d. stamps	—	1	10
1d. "	"	1	6
2d. "	"	3	8
2½d. "	"	2	6
5d. "	"	2	6
1s. "	"	3	"
Post Cards	"	"	"
Regd. Envelopes, F	"	"	"
" " G	"	"	"
" " H2	"	"	"
" " K	"	"	"
	£	15	—

I have the honour to be,
Sir,
Your obedient Servant,
T. A. Wall
Postmaster-General.

R. H. Murray Esq.
Rox Lea Imperley
Cheshire, England.

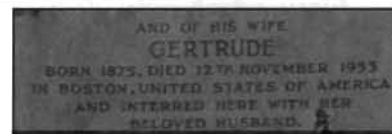
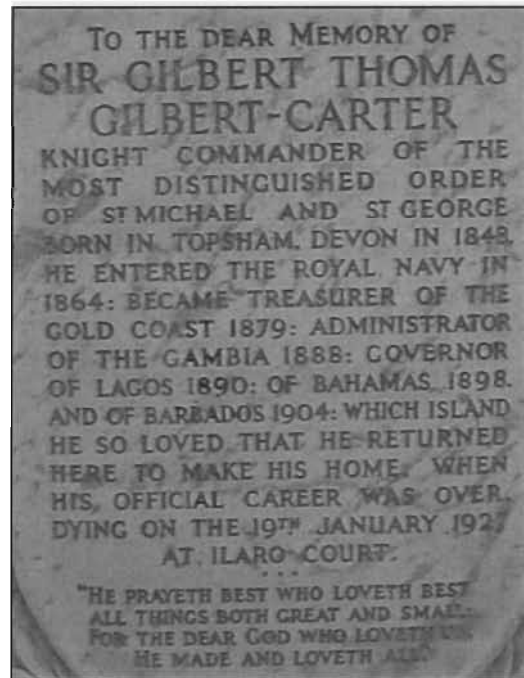
N. O. P. Press (1897) 200. 20/10/97.

Sir Gilbert Thomas Gilbert-Carter (1848 - 1927)

Bob Maddocks

An obituary of our one-time co-philatelist, Nicholas Carter (1936 - 2008), by Ian Anderson appeared in *Cameo* volume 11 number 1 of January 2009. To this I was able to add in *Cameo* volume 11 number 3 of October 2009 some ancillary information - but this was more particularly concerning Nick's grandfather, Sir Gilbert Carter, who had served in several prominent positions in the Colonial Service in British West Africa towards the end of the nineteenth century, before going to the Caribbean.

On a recent visit to Barbados I included a visit to St Michael's Cathedral in Bridgetown and by pure chance came upon the grave of Sir Gilbert and his second wife Gertrude. The impressive headstone provided a synopsis of Sir Gilbert's fascinating career and I thought this photograph would be of historical interest to readers. Moreover, in the Gambia, one of the caps he wore was that of Postmaster and, in Barbados, Gertrude drew the design for the island's 1906 'Olive Blossom' commemorative stamp - thus an appropriate philatelic association!



The illustrations show the headstone in St Michael's Cathedral, Bridgetown (above) and enlargements of the inscriptions (right)

*from photograph by Bob Maddocks
December 2011*

The 'Olive Blossom' stamp of Barbados is illustrated (right)



QE II Aerogrammes of Sierra Leone

Peter Rolfe

In 1956, Sierra Leone issued a new 6d value aerogramme for the new reign. The item was in standard format and featured Whale Bay, York Village, similar to the 6d value of the definitive series (Fig. 1). It was printed by McCorquodale on paper supplied by Wiggins Teape with the watermark Imperial Air Mail and a date letter (H) signifying the year of manufacture (1955). A proof copy in the British Library was finally approved on 21.8.55, and a Gazette dated 2 January 1956 announced the release. The earliest date actually seen so far is 16 March 1956.

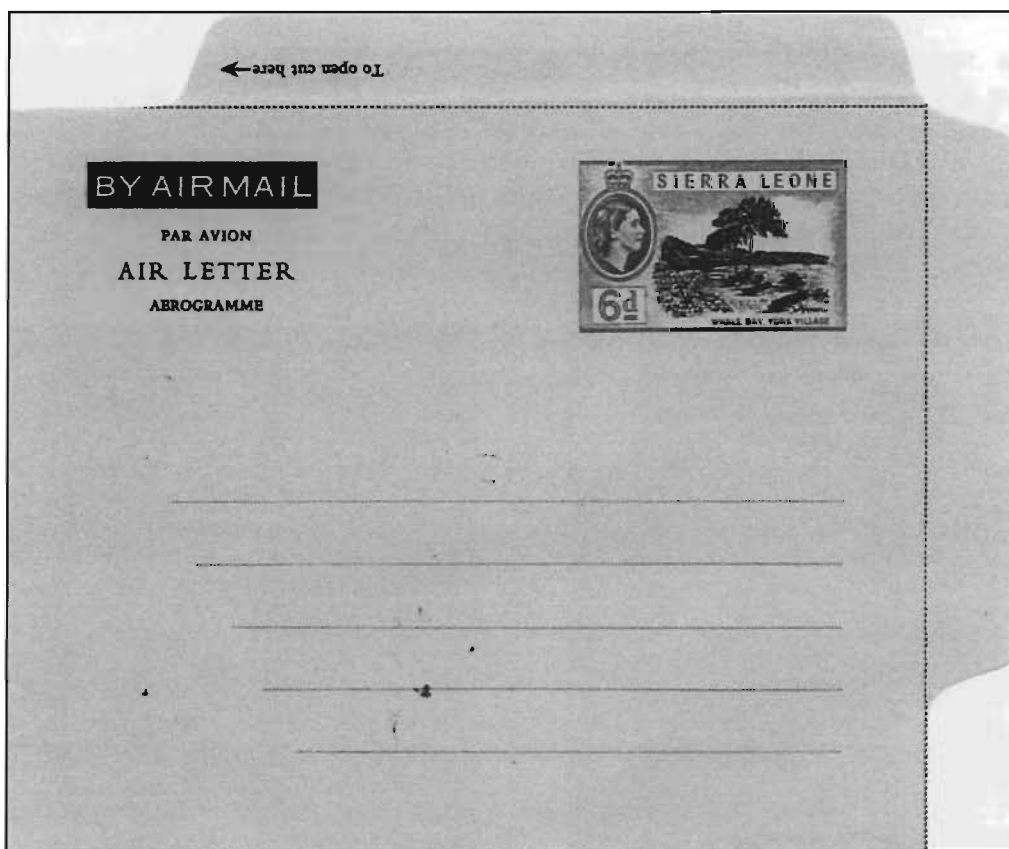


Figure 1 Regular printing with short sealing flaps and curved trim

The watermark is sideways but can be seen either way round as it seems that McCorquodale were not too fussy which way round the paper was fed in. However, the position varies considerably and in some cases is almost off the sheet. Just to make it more difficult the watermark can be indistinct and patchy.

Further printings appeared with the date letters I (1956), K(1957), L(1958), M(1959) and O (1960). The H &G catalogue lists a watermark V which would represent a date of 1964. However, this has not been seen and must be considered as doubtful, possibly a misreading of a weak M. By 1964, Sierra Leone had already been independent for 3 years and it seems unlikely that a re-issue of a colonial item would be ordered. In addition the new definitive 'Flowers' issue of 1963 was followed by an aerogramme to the same pattern in September 1963.

There is a further printing, not listed by H & G, which shows the watermark P (1961). This item is shown in the German *Katalog Der Aerogramme von Afrika*, but this listing does not mention a noticeable variation from previous issues. The sealing flaps on this issue only are longer than before by about 15mm and have angular trim rather than the curved trim of previous issues, see Figure 2.

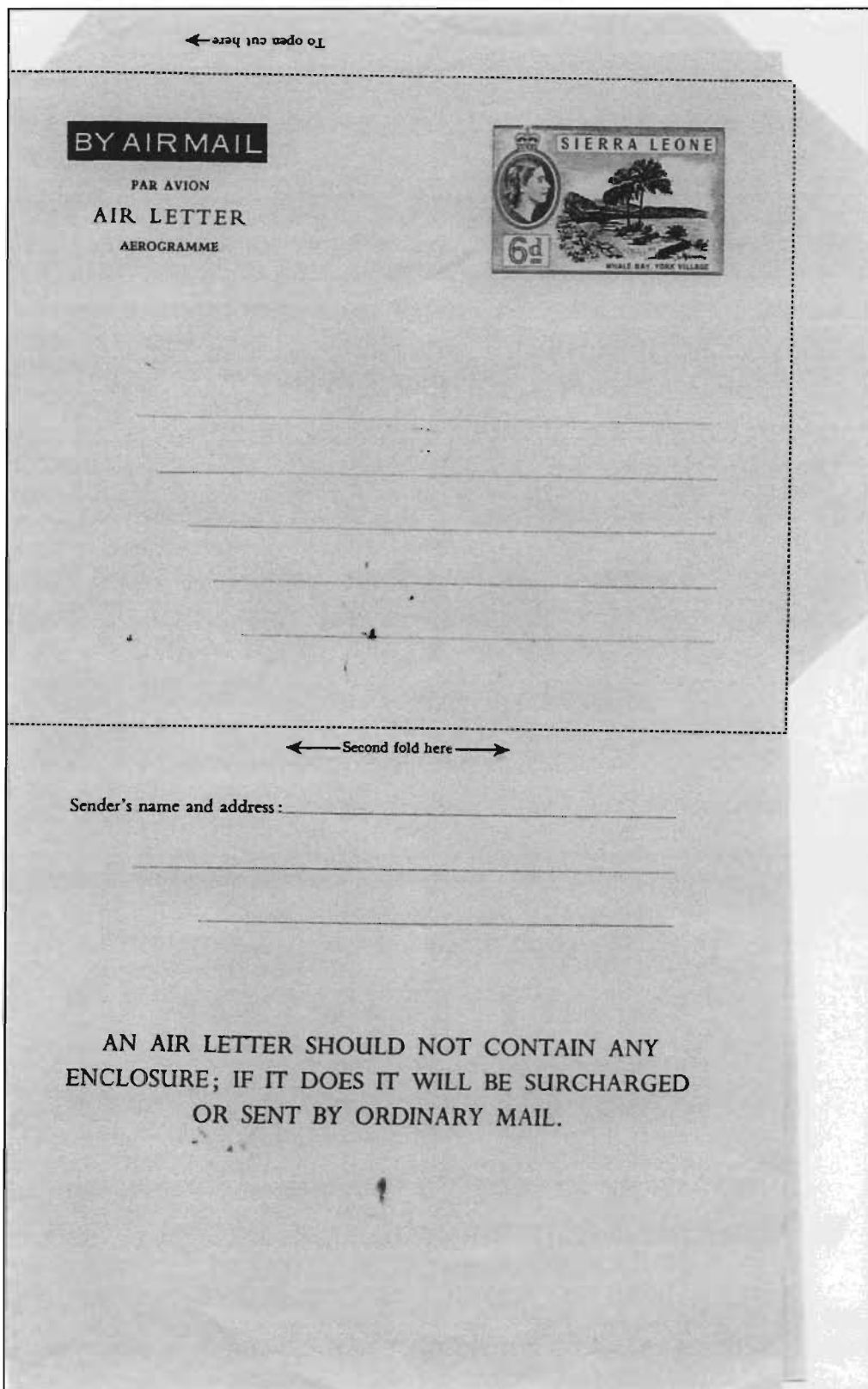


Figure 2 1961 (P watermark) printing with longer sealing flaps and angular trim

References

- Philip Beale *The Postal Service of Sierra Leone*
Higgins & Gage *Postal Stationery Catalogue*
Katalog der Aerogramme von Afrika

BRITISH COMMONWEALTH 1840-1952


- Dealers since 1897 in Commonwealth Stamps & Postal History
- We have a large, comprehensive stock of Commonwealth stamps available. Free lists available on request.
- Visit our website on WWW.BRIDGERKAY.COM
- We hold our Temple Bar Auctions every two months. Catalogues free on request.
- Buying - we constantly need to replace stock being sold.



Bridger & Kay Limited

PO Box 1600, Wrington, Bristol, BS40 5BD England.

Telephone: +44 (0)1934 863656 Fax: +44 (0)1934 863652 Email: BridgerKay@aol.com

 Members of The Philatelic Traders Society

Quality British Commonwealth POSTAL HISTORY

Catering to the discriminating collector

Specialising in pre-1953, non-FDC material
We stock all Commonwealth areas except B.N.A.

If you are not already on our Wants register, please drop us a line and let us know your requirements. We shall be pleased to send photocopies of available material.

Willard S. Allman

828, Arrow Lane, Ridgewood

NJ 07450, USA

Tel: 001-201-848-8883

Fax: 001-201-847-8481

WEST AFRICA U.P.U. SPECIMENS

Ascension	1922 on St Helena SG 1s – 9s	£595
Gold Coast	1884-91 SG 14s / 15s, 18s / 19s	£125
	1918 War Tax 1d on 1d red SG 85	£35
	1937 Coronation SG 117s – 119s	£65
	1946 Victory SG 133s/4s	£60
Lagos	1886 SG 27s / 29s	£325
Niger Coast	1897 – 98 SG 71s, 73s/74s	£155
Nigeria	1915 3d purple on deep yellow, yellow back SG 5bs	£30
	1915 1/- black on blue-green, blue-green back SG 8cs	£30
	1921 – 32 SG 15s / 29s overprinted or perforated	£350
St Helena	1922 MCA Watermark SG 92s / 96s	£425
	1922 – 37 Script Watermark SG 97s / 113s	£1100
	1934 Centenary SG 114s / 23s	£395

GERALD RITCHIE BODILY
P.O.BOX 475, RICHMOND, SURREY TW9 3DN

Tel: 0208 255 1219

Email rbcollect@yahoo.co.uk

OFFERS FROM STOCK


ASCENSION. 1938 2/6 with 'davit flaw' (R.5/1). Very fine mint. Rare. SG 45b. £1100	ST HELENA. 1935 6d Jubilee with 'dot by flagstaff' (R.8/4). Very fine mint. Scarce. SG 126h. £400
GAMBIA. 1874 4d brown with watermark inverted. Very fine used with GAMBIA PAID c.d.s. in red. SG 5x. £250	SIERRA LEONE. 1859 6d bright violet imperf corner block of four on glazed paper optd 'CANCELLED' (Samuel D7). £275
GAMBIA. 1880 (CC) 1d maroon with watermark sideways. Very fine used with GAMBIA PAID c.d.s. in red. SG 12A. £850	SIERRA LEONE. 1893 (CC) 'HALF PENNY' on 1½d lilac. Very fine mint. SG 38. £350
LAGOS. 1884 4d pale violet with watermark sideways. Fine used with barred cancel. SG 24w. £200	TOGO. 1914 3pf brown corner strip of three (Pos# 1-3) Unmounted mint. SG H1. £250
ST HELENA. 1863 1d with 'HF.L' variety (R.20/12). Very fine mint. Extremely scarce. SG 3var. £450	TOGO. 1914 20pf marginal block of four (Pos# 37-48) with wide and narrow O's se-tenant. Unmounted mint. SG H4. £110
ST HELENA. 1880 6d milky-blue (Perf 14). Very fine mint. SG 29. £400	TOGO. 1914 1d on 5pf with broken 'e' in 'French' (Pos# 23). Very fine mint. Just 16 possible!. SG H13var. £160
ST HELENA. 1927 5d corner Plate block of four with 'broken mast' (R.2/1). Unmounted mint. SG 103a. £225	TOGO. 1915 20/- Keyplate showing 'thick hyphen'. Very fine mint. SG H46var. £110

*The above is a selection from my extensive British Commonwealth stock. All items available on approval (subject unsold).
Major credit cards accepted. Illustrated lists on request (please advise collecting interests). Wants lists invited.*

MARK HARVEY
P O BOX 50
HASLEMERE
SURREY GU27 1WX
Tel/Fax (01428) 642702
e-mail: mark@surreystamps.com

West Africa

in London



Our Autumn 2012 auctions are currently in preparation and further consignments are always welcome. Contact us today for further details of our competitive terms for vendors.

The stamps and postal history of West Africa also feature regularly in our auctions.

High-quality catalogues and extensive international mailing are backed by worldwide advertising and full exposure of lots on our website to ensure the best possible results.

GROSVENOR

399-401 Strand 2nd & 3rd Floors London WC2R 0LT

T: +44 (0)20 7379 8789 F: +44 (0)20 7379 9737 E: info@grosvenor-auctions.co.uk

Please contact Glyn Page or Charles Napper for further details.

www.grosvenorauctions.com